

Intralipid® 20% w/v

Emulsion for infusion
Purified soybean oil

PACKAGE LEAFLET: INFORMATION FOR THE USER

Read all of this leaflet carefully before you start using this medicine because it contains important information for you.

- Keep this leaflet. You may need to read it again.
- If you have any further questions, ask your doctor or pharmacist.
- If you get any side effects, talk to your doctor or pharmacist.
This includes any side effects not listed in this leaflet. See section 4 .

In this leaflet:

1. What Intralipid 20% is and what it is used for
2. What you need to know before you use Intralipid 20%
3. How to use Intralipid 20%
4. Possible side effects
5. How to store Intralipid 20%
6. Contents of the pack and other information

1. What Intralipid 20% is and what it is used for

Intralipid 20% is used as a source of calories and fatty acids when you cannot eat normally. Intralipid 20% is particularly useful following trauma, infections or severe burns.

Intralipid 20% may be mixed with carbohydrates, amino acids, salts, vitamins and trace elements which together provide your complete nutritional needs.

2. What you need to know before you use Intralipid 20%

Do not use Intralipid 20% if you:

- are allergic (hypersensitive) to Intralipid 20% or any of the ingredients of Intralipid 20% mentioned in section 6 (for symptoms of an allergic reaction, please refer to section 4)
- have a disorder of fat metabolism such as in severe liver damage or if you have suffered from shock
- have hypersensitivity to egg, soya or peanut protein or to any of the active substances or excipients.
- have acute shock or severe hyperlipidaemia
- have hemophagocytic syndrome

Warnings and precautions

Talk to your doctor or pharmacist before using Intralipid 20%
Inform your doctor if you suffer from:

- reduced liver function

- a condition where your body has problems using fat properly
- impaired kidneys
- any problems with your pancreas
- untreated diabetes mellitus
- thyroid problems- hypothyroidism
- sepsis (a condition in which your body is fighting a severe infection)

If Intralipid 20% is given to your newborn baby, tell your doctor if they have been born prematurely or were of a low birth weight as they may become jaundiced (yellowing of skin or eyes). If your child has high blood pressure in the lungs (pulmonary hypertension) inform your doctor or nurse so that they can be monitored closely.

This medicine may interfere with certain laboratory tests. It is important to tell any doctor doing tests that you are using Intralipid 20%.

Your doctor may want to do regular blood tests to make sure your body is using Intralipid 20% correctly.

Other medicines and Intralipid 20%

Tell your doctor or pharmacist if you are taking, have recently taken or might take any other medicines.

Inform your doctor if you are taking

- any anticoagulants to help prevent blood clots, eg. heparin or warfarin
- insulin for the treatment of diabetes mellitus

Pregnancy and breast-feeding

If you are pregnant or breast-feeding, think you may be pregnant or are planning to have a baby, ask your doctor or pharmacist for advice before taking this medicine. The doctor will decide if you should receive Intralipid 20%.

Driving and using machines

Intralipid 20% may cause tiredness and headache which may affect your ability to drive or use machinery. Ask your doctor when it would be safe to drive or operate machines.

3. How to use Intralipid 20%

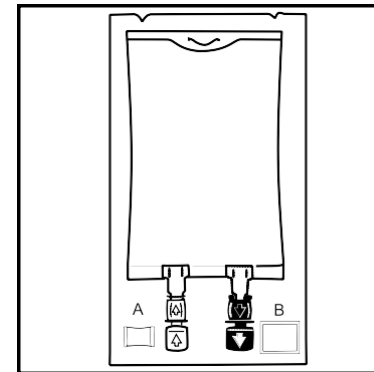
You will receive your medicine by intravenous infusion (IV drip). The amount and rate at which the infusion is given depends on your requirements. Your doctor will decide on the correct dose for you or your baby to receive. You will be monitored during your treatment.

If you receive too much Intralipid 20%

It is very unlikely that you will receive more infusion than you should as your doctor or nurse will monitor you during the treatment. However, if you think you received too much Intralipid 20% inform your doctor or nurse immediately.

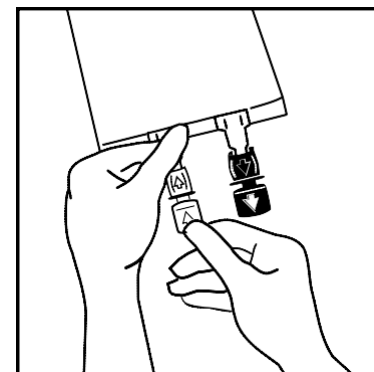
The following information is intended for healthcare professionals only. Instructions for use - Fresenius Kabi infusion bag

1.



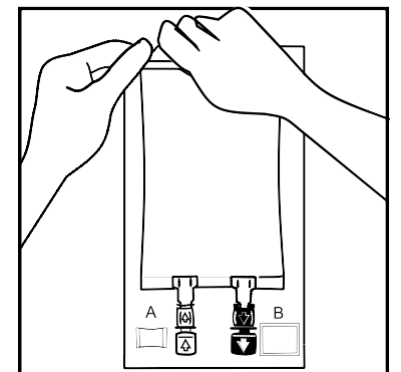
1. The integrity indicator (Oxalert) A should be inspected before removing the overwrap. If the indicator is black the overwrap is damaged and the product should be discarded.

3.



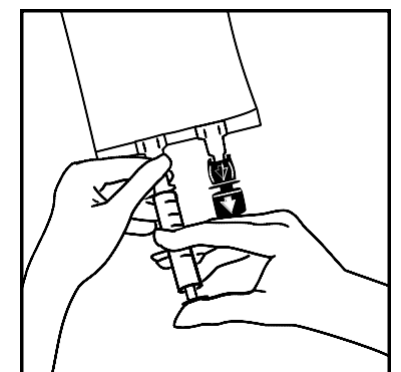
3. If additives are to be used break off the tamper-evident arrow flag from the white additive port. If no additives (of known compatibility) are to be used go to figure 5.

2.



2. Remove the overwrap by tearing at the notch and pulling down along the container. The Oxalert sachet A and the oxygen absorber B should be disposed.

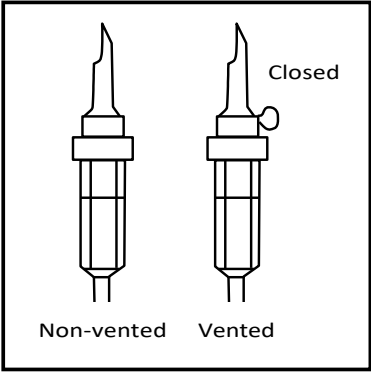
4.



4. Insert the needle horizontally through the centre of the septum of the additive port and inject the additives (with known compatibility). Use syringes with needles of 18 - 23 gauge and a length of max. 40 mm.

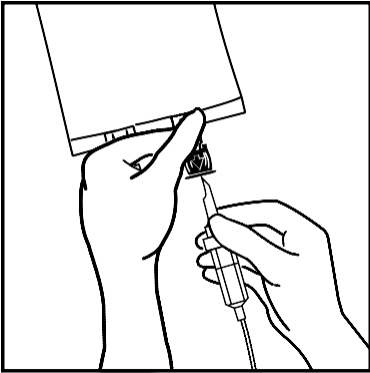


5.



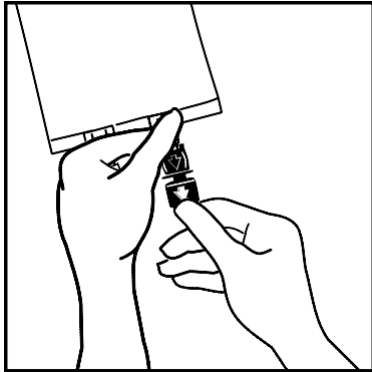
5. Use a non-vented infusion set or close the air vent on a vented set. Follow the instructions for use for the infusion set. Use a spike with diameter as specified in ISO 8536-4, 5.6 +/- 0.1 mm.

7.



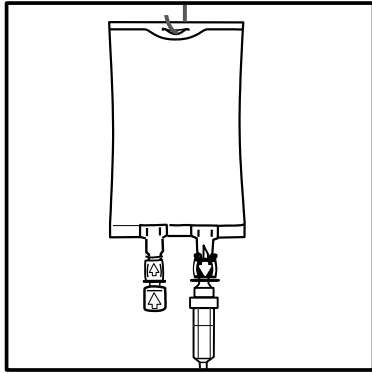
7. Hold the base of the infusion port. Insert the spike through the infusion port, by rotating your wrist slightly until the spike is inserted.

6.



6. Break off the tamper-evident arrow flag from the blue infusion port.

8.



8. Hang the bag in the hanger cut and start infusion.

In case of overdose there is a risk of taking in too much fat. This is called 'fat overload syndrome'. See section 4 "Possible side effects" for more information. If you have any further questions on the use of this product, ask your doctor or nurse.

4. Possible side effects

Like all medicines, Intralipid 20% can cause side effects, although not everybody gets them.

Intralipid 20% may cause severe allergic reactions. If you get any of the following symptoms after receiving this medicine you should contact your doctor immediately:

- a rash appears on your body
- you have swollen face, tongue and throat
- you have difficulties breathing
- stomach pain

The following side effects have also been reported:

Extremely rarely (occurs in less than one in a million infusions)

- headache
- blood and circulatory problems
- tiredness
- painful erections in men
- cholestasis- a condition in which bile is not flowing properly from the liver to the intestines
- jaundice - skin and whites of eyes turn yellow
- abnormal liver test results- these will get back to normal after the treatment with Intralipid 20% is finished

Prolonged treatment with Intralipid 20% in infants has been reported to cause bleeding disorders.

Fat overload syndrome

This might happen when your body has problems using fat, because of having too much Intralipid 20%. It may also happen because of a sudden change in your condition (such as kidney problems or infection). Possible signs are fever, problems in various organs and coma. All these symptoms will usually disappear when you stop having the infusion.

Common (occurs in one in a hundred patients): Rise in body temperature, shivering, chills, feeling sick and being sick. If this happens to you tell your doctor straight away, as Intralipid 20% administration needs to be stopped.

Reporting of side effects

If you get any side effects, talk to your doctor or pharmacist. This includes any possible side effects not listed in this leaflet.

You can also report side effects directly
In the UK: via the Yellow Card Scheme at: www.mhra.gov.uk/yellowcard.

In Ireland:
HPRA Pharmacovigilance, Earlsfort terrace, IRL – Dublin 2;
Tel: +353 1 6764971; Fax: +353 1 6762517. Website: www.hpra.ie;
Email: medsafety@hpra.ie.

By reporting side effects you can help provide more information on the safety of this medicine.

5. How to store Intralipid 20%

Keep this medicine out of the sight and reach of children.

Your doctor and hospital pharmacist are responsible for the correct storage, use and disposal of Intralipid 20% infusion. Do not store above 25°C. Do not freeze.

Do not use this medicine after the expiry date which is stated on the label. The expiry date refers to the last day of that month.

Do not throw away medicines via wastewater. Ask your pharmacist how to throw away medicines you no longer use. These measures will help protect the environment.

6. Contents of the pack and other information

What Intralipid 20% contains

One litre (1000 ml) contains the following: purified soybean oil 200 grams.

The other ingredients are purified egg phospholipids, glycerol, sodium hydroxide and water for injections.

What Intralipid 20% looks like and contents of the pack
Intralipid 20% is a white fat emulsion (a mixture of oil and water). Intralipid 20% is supplied in sealed glass bottles which contains either 500ml of this emulsion, biofine bags containing 100ml, 250ml or 500ml of emulsion and excel bags containing 100ml and 500ml of this emulsion. These bags are wrapped in an overpouch with an additional package in between the bag and the overpouch which is an oxygen absorber and integrity indicator.

Not all pack sizes may be marketed.

Marketing authorisation holder

For UK
Fresenius Kabi Limited
Cestrian Court, Eastgate Way
Manor Park, Runcorn, Cheshire
WA7 1NT, UK

For IRL:
Fresenius Kabi Deutschland GmbH
Else-Kröner-Straße 1,
61352 Bad Homburg v.d.Höhe
Germany

Manufacturer
Fresenius Kabi AB, 751 74 Uppsala, Sweden

This leaflet was last revised in February 2019

