

Package leaflet: Information for the patient

Rivastigmine Sandoz 4.6 mg/24 h transdermal patch

Rivastigmine Sandoz 9.5 mg/24 h transdermal patch

rivastigmine

Read all of this leaflet carefully before you start using this medicine.

- Keep this leaflet. You may need to read it again.
- If you have any further questions, ask your doctor or pharmacist.
- This medicine has been prescribed for you. Do not pass it on to others. It may harm them, even if their symptoms of illness are the same as yours.
- If any of the side effects gets serious, or if you notice any side effects not listed in this leaflet, please tell your doctor or pharmacist.

What is in this leaflet

1. What Rivastigmine Sandoz is and what it is used for
2. What you need to know before you use Rivastigmine Sandoz
3. How to use Rivastigmine Sandoz
4. Possible side effects
5. How to store Rivastigmine Sandoz
6. Contents of the pack and other information

1. What Rivastigmine Sandoz is and what it is used for

The active substance of Rivastigmine Sandoz is rivastigmine.

Rivastigmine belongs to a class of substances called cholinesterase inhibitors. In patients with Alzheimer's dementia, certain nerve cells die in the brain, resulting in low levels of the neurotransmitter acetylcholine (a substance that allows nerve cells to communicate with each other). Rivastigmine works by blocking the enzymes that break down acetylcholine: acetylcholinesterase and butyrylcholinesterase. By blocking these enzymes, Rivastigmine Sandoz allows levels of acetylcholine to be increased in the brain, helping to reduce the symptoms of Alzheimer's disease.

Rivastigmine Sandoz is used for the treatment of adult patients with mild to moderately severe Alzheimer's dementia, a progressive brain disorder that gradually affects memory, intellectual ability and behaviour.

2. What you need to know before you use Rivastigmine Sandoz

Do not use Rivastigmine Sandoz

- if you are allergic to rivastigmine (the active substance in Rivastigmine Sandoz or any of the other ingredients of this medicine (listed in section 6)).
- if you have ever had an allergic reaction to a similar type of medicine (carbamate derivatives).

- if you have a skin reaction spreading beyond the patch size, if there is a more intense local reaction (such as blisters, increasing skin inflammation, swelling) and if it does not improve within 48 hours after removal of the transdermal patch.

If this applies to you, tell your doctor and do not apply Rivastigmine Sandoz transdermal patches.

Warnings and precautions

Talk to your doctor before using Rivastigmine Sandoz:

- if you have, or have ever had, an irregular or slow heartbeat.
- if you have, or have ever had, an active stomach ulcer.
- if you have, or have ever had, difficulties in passing urine.
- if you have, or have ever had, seizures.
- if you have, or have ever had, asthma or a severe respiratory disease.
- if you suffer from trembling.
- if you have a low body weight.
- if you have gastrointestinal reactions such as feeling sick (nausea), being sick (vomiting) and diarrhoea. You may become dehydrated (losing too much fluid) if vomiting or diarrhoea are prolonged.
- if you have impaired liver function.

If any of these apply to you, your doctor may need to monitor you more closely while you are on this medicine.

If you have not applied a patch for more than three days, do not apply the next one before you have talked to your doctor.

Children and adolescents

There is no relevant use of Rivastigmine Sandoz in the paediatric population in the treatment of Alzheimer's disease.

Other medicines and Rivastigmine Sandoz

Tell your doctor or pharmacist if you are taking, have recently taken or might take any other medicines.

Rivastigmine Sandoz might interfere with anticholinergic medicines some of which are medicines used to relieve stomach cramps or spasms (e.g. dicyclomine), to treat Parkinson's disease (e.g. amantadine) or to prevent motion sickness (e.g. diphenhydramine, scopolamine, or meclizine).

Rivastigmine Sandoz Patch should not be given at the same time as metoclopramide (a medicine used to relieve or prevent nausea and vomiting). Taking the two medicines together could cause problems such as stiff limbs and trembling hands.

If you have to undergo surgery whilst using Rivastigmine Sandoz transdermal patches, tell your doctor that you are using them because they may exaggerate the effects of some muscle relaxants during anaesthesia.

Caution when Rivastigmine Sandoz Patch is given together with beta-blockers (medicines such as atenolol used to treat hypertension, angina, and other heart conditions). Taking the two medicines

together could cause problems such as slowing of the heartbeat (bradycardia) leading to fainting or loss of consciousness.

Pregnancy, breast-feeding and fertility

If you are pregnant or breast-feeding, think you may be pregnant or are planning to have a baby, ask your doctor or pharmacist for advice before taking this medicine.

If you are pregnant, the benefits of using Rivastigmine Sandoz transdermal patches must be assessed against the possible effects on your unborn child. Rivastigmine Sandoz should not be used during pregnancy unless clearly necessary.

You should not breast-feed during treatment with Rivastigmine Sandoz transdermal patches.

Driving and using machines

Your doctor will tell you whether your illness allows you to drive vehicles and use machines safely. Rivastigmine Sandoz transdermal patches may cause fainting or severe confusion. If you feel faint or confused do not drive, use machines or perform any other tasks that require your attention.

3. How to use Rivastigmine Sandoz

Always use Rivastigmine Sandoz transdermal patches exactly as your doctor has told you. Check with your doctor, pharmacist or nurse if you are not sure.

IMPORTANT:

- **Take off the previous patch before putting ONE new patch on.**
- **Only one patch per day.**
- **Do not cut the patch into pieces.**
- **Press the patch firmly in place for at least 30 seconds using the palm of the hand.**

How to start treatment

Your doctor will tell you which Rivastigmine Sandoz transdermal patch is most suitable for you.

- Treatment usually starts with Rivastigmine Sandoz 4.6 mg/24 h.
- The recommended usual daily dose is Rivastigmine Sandoz 9.5 mg/24 h. If well tolerated, the treating physician may consider increasing the dose to 13.3 mg/24 h.
- Only wear one Rivastigmine Sandoz patch at a time and replace the patch with a new one after 24 hours.

During the course of the treatment your doctor may adjust the dose to suit your individual needs.

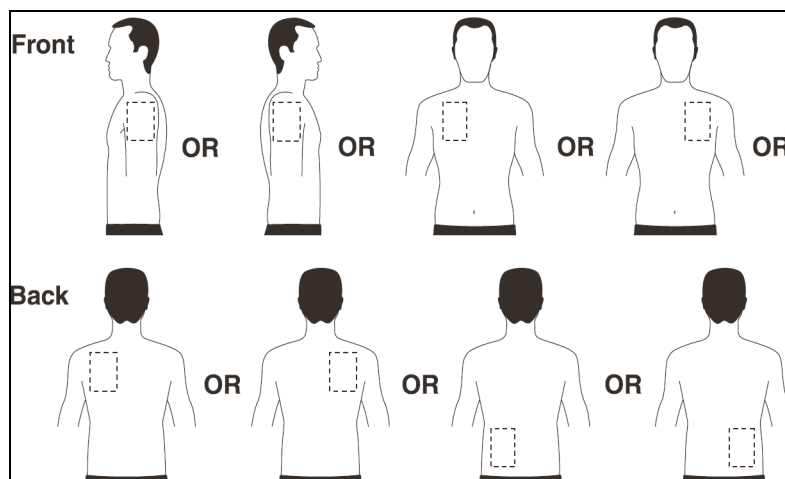
If you have not applied a patch for three days, do not apply the next one before you have talked to your doctor. Transdermal patch treatment can be resumed at the same dose if treatment is not interrupted for more than three days. Otherwise your doctor will restart your treatment on Rivastigmine Sandoz 4.6 mg/24 h.

Rivastigmine Sandoz can be used with food, drink and alcohol.

Where to apply your Rivastigmine Sandoz transdermal patch

- Before you apply a patch, make sure that your skin is clean, dry and hairless, free of any powder, oil, moisturiser or lotion that could keep the patch from sticking to your skin properly, free of cuts, rashes and/or irritations.
- **Carefully remove any existing patch before putting on a new one.** Having multiple patches on your body could expose you to an excessive amount of this medicine which could be potentially dangerous.
- Apply **ONE** patch per day to **ONLY ONE** of the possible locations, shown in the following diagrams:
 - left upper arm **or** right upper arm
 - left upper chest **or** right upper chest (**avoid breast**)
 - left upper back **or** right upper back
 - left lower back **or** right lower back

Every 24 hours take off the previous patch before putting ONE new patch on to ONLY ONE of the following possible locations.



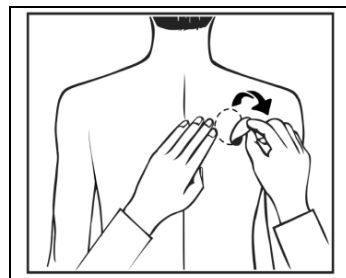
When changing the patch, you must remove the previous day's patch before you apply the new one to a different location of skin each time (for example on the right side of your body one day, then on the left side the next day, and on your upper body one day, then on your lower body the next day). Do not apply a new patch to the same skin area twice within 14 days.

How to apply your Rivastigmine Sandoz transdermal patch


Rivastigmine Sandoz patches are thin, opaque, plastic patches that stick to the skin. Each patch is sealed in a sachet that protects it until you are ready to put it on. Do not open the sachet or remove a patch until just before you apply it.

Carefully remove the existing patch before putting on a new one.

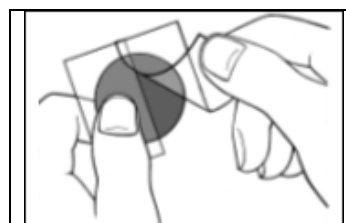
For patients starting treatment for the first time and for patients restarting Rivastigmine Sandoz after treatment interruption, please begin with the second picture.



- Each patch is sealed in its own protective sachet. You should only open the sachet when you are ready to apply the patch. Cut the sachet along the dotted line with scissors and remove the patch from the sachet.



- A protective liner covers the sticky side of the patch. Peel off one side of the protective liner and do not touch the sticky part of the patch with the fingers.



- Put the sticky side of the patch on the upper or lower back, upper arm or chest and then peel off the second side of the protective liner.



- Then press the patch firmly in place for at least 30 seconds using the palm of the hand to make sure that the edges stick well.



If it helps you, you may write, for example, the day of the week, on the patch with a thin ball point pen.

The patch should be worn continuously until it is time to replace it with a new one. You may wish to experiment with different locations when applying a new patch, to find ones that are most comfortable for you and where clothing will not rub on the patch.

How to remove your Rivastigmine Sandoz transdermal patch

Gently pull at one edge of the patch to remove it slowly from the skin. In case the adhesive residue is left over on your skin, gently soak the area with warm water and mild soap or use baby oil to remove it. Alcohol or other dissolving liquids (nail polish remover or other solvents) should not be used.

You should wash your hands with soap and water after removing the patch. In case of contact with eyes or if the eyes become red after handling the patch, rinse immediately with plenty of water and seek medical advice if symptoms do not resolve.

Can you wear your Rivastigmine Sandoz transdermal patch when you are bathing, swimming, or in the sun?

- Bathing, swimming or showering should not affect the patch. Make sure the patch does not loosen during these activities.
- Do not expose the patch to any external heat sources (e.g. excessive sunlight, saunas, solarium) for long periods of time.

What to do if a patch falls off

If a patch falls off, apply a new one for the rest of the day, then replace it at the same time as usual the next day.

When and for how long to apply your Rivastigmine Sandoz transdermal patch

- To benefit from treatment, you must apply a new patch every day, preferably at the same time of day.
- Only wear one Rivastigmine Sandoz patch at a time and replace the patch with a new one after 24 hours.

If you use more Rivastigmine Sandoz than you should

If you accidentally apply more than one patch, remove all the patches from your skin, then inform your doctor that you have accidentally applied more than one patch. You may require medical attention. Some people who have accidentally taken too much Rivastigmine Sandoz have experienced feeling sick (nausea), being sick (vomiting), diarrhoea, high blood pressure and hallucinations. Slow heartbeat and fainting may also occur.

If you forget to use Rivastigmine Sandoz

If you find you have forgotten to apply a patch, apply one immediately. You may apply the next patch at the usual time the next day. Do not apply two patches to make up for the one that you missed.

If you stop using Rivastigmine Sandoz

Tell your doctor or pharmacist if you stop using the patch.

If you have any further questions on the use of this medicine, ask your doctor or pharmacist.

4. Possible side effects

Like all medicines, Rivastigmine Sandoz transdermal patches can cause side effects, although not everybody gets them.

You may have side effects more often when you start your medicine or when your dose is increased. Usually, the side effects will slowly go away as your body gets used to the medicine.

Take off your patch and tell your doctor straight away, if you notice any of the following side effects which could become serious:

Common (may affect up to 1 in 10 people)

- Loss of appetite
- Feeling dizzy
- Feeling agitated or sleepy
- Urinary incontinence (inability to retain adequate urine)

Uncommon (may affect up to 1 in 100 people)

- Problems with your heartbeat such as slow heartbeat
- Seeing things that are not really there (hallucinations)
- Stomach ulcer
- Dehydration (losing too much fluid)
- Hyperactivity (high level of activity, restlessness)
- Aggression

Rare (may affect up to 1 in 1,000 people)

- Falling

Very rare (may affect up to 1 in 10,000 people)

- Stiff arms or legs
- Trembling hands

Not known (frequency cannot be estimated from the available data)

- Allergic reaction where the patch was used, such as blisters or inflamed skin
- The signs of Parkinson's disease get worse – such as tremor, stiffness and shuffling
- Inflammation of the pancreas – signs include serious upper stomach pain, often with feeling sick (nausea) or being sick (vomiting)
- Fast or uneven heartbeat
- High blood pressure
- Fits (seizures)
- Liver disorders (yellow skin, yellowing of the whites of the eyes, abnormal darkening of the urine or unexplained nausea, vomiting, tiredness and loss of appetite)
- Changes in tests which show how well the liver is working
- Feeling restless
- Nightmares

Take off your patch and tell your doctor straight away, if you notice any of the side effects above.

Other side effects seen with rivastigmine capsules or oral solution and which may occur with the patch:

Common (may affect up to 1 in 10 people)

- Too much saliva
- Loss of appetite
- Feeling restless
- Generally feeling unwell
- Trembling or feeling confused
- Increased sweating

Uncommon (may affect up to 1 in 100 people)

- Uneven heart rate (e.g. fast heart rate)
- Difficulty sleeping
- Accidental falls

Rare (may affect up to 1 in 1,000 people)

- Fits (seizures)
- Ulcer in the intestine
- Chest pain – this may be caused by heart spasm

Very rare (may affect up to 1 in 10,000 people)

- High blood pressure
- Inflammation of the pancreas – the signs include serious upper stomach pain, often with feeling sick (nausea) or being sick (vomiting)
- Bleeding in the gut – shows as blood in stools or when being sick
- Seeing things that are not there (hallucinations)
- Some people who have been violently sick have had tearing of the tube that connects your mouth with your stomach (oesophagus)

Reporting of side effects

If you get any side effects, talk to your doctor, pharmacist or nurse. This includes any possible side effects not listed in this leaflet. You can also report side effects directly via HPRA

Pharmacovigilance, Earlsfort Terrace, IRL - Dublin 2; Tel: +353 1 6764971; Fax: +353 1 6762517. Website: www.hpra.ie; E-mail: medsafety@hpra.ie. By reporting side effects you can help provide more information on the safety of this medicine.

5. How to store Rivastigmine Sandoz

- Keep this medicine out of the sight and reach of children.
- Do not use this medicine after the expiry date, which is stated on the carton and sachet.
- The expiry date refers to the last day of the month.
- Do not store above 25°C.
- Keep the transdermal patch in the sachet until use.
- Do not use any patch that is damaged or shows signs of tampering.
- After removing a patch, fold it in half with the sticky sides on the inside and press them together. Return the used patch to its sachet and dispose of it in such a way that children cannot handle it. Do not touch your eyes with your fingers and wash your hands with soap and water after removing the patch. If your community burns domestic rubbish, you can dispose of the

patch with your domestic rubbish. Otherwise, return used patches to a pharmacy, preferably in the original packaging.

6. Contents of the pack and other information

What Rivastigmine Sandoz contains

- The active substance is rivastigmine.
 - Rivastigmine Sandoz 4.6 mg/24 h transdermal patches: Each patch releases 4.6 mg of rivastigmine per 24 hours is 5 cm² and contains 9 mg of rivastigmine.
 - Rivastigmine Sandoz 9.5 mg/24 h transdermal patches: Each patch releases 9.5 mg of rivastigmine per 24 hours is 10 cm² and contains 18 mg of rivastigmine.
- The other ingredients are: polyethylene terephthalate film lacquered, all-rac- α Tocopherol, poly(butylmethacrylate, methyl-methacrylate) copolymer (3:1), acrylic copolymer, silicone, dimeticone, polyester film fluoropolymer-coated, resin, pigments, organic polymers/resins.

What Rivastigmine Sandoz looks like and contents of the pack

Rivastigmine Sandoz 4.6 mg/24 hours Transdermal Patch

Each transdermal patch is a thin, matrix-type transdermal patch consisting of three layers. The outside of the backing layer is beige and labelled with "RIV", 4.6 mg/24 h"

Rivastigmine Sandoz 9.5 mg/24 hours Transdermal Patch

Each transdermal patch is a thin, matrix-type transdermal patch consisting of three layers. The outside of the backing layer is beige and labelled with "RIV", 9.5mg/24 h"

One transdermal patch is sealed in one sachet. The patches are available in packs containing 7 or 30 and in multipacks containing 60 (2 packs of 30) or 90 (3 packs of 30) sachets.

Not all pack sizes may be marketed in your country.

Marketing Authorisation Holder and Manufacturers

Marketing Authorisation Holder

Rowex Ltd., Bantry, Co. Cork, Ireland.

Manufacturers

Novartis Pharma GmbH, Roonstrasse 25, D-90429 Nürnberg, Germany.

Hexal AG, Industriestrasse 25, 83607 Holzkirchen, Germany.

Salutas Pharma GmbH, Otto-von-Guericke-Allee 1, 39179 Barleben, Germany.

Lek Pharmaceuticals d.d., Verovškova 57, 1526 Ljubljana, Slovenia.

This medicinal product is authorised in the Member States of the EEA under the following names:

AT: Rivastigmin Sandoz 4,6 mg/24 Stunden - transdermales Pflaster
Rivastigmin Sandoz 9,5 mg/24 Stunden - transdermales Pflaster

BE: Rivastigmin Sandoz 4.6 mg/24u Pleister voor transdermaal gebruik
Rivastigmin Sandoz 9.5 mg/24u Pleister voor transdermaal gebruik

CZ: Rivastigmine Sandoz 4,6 mg/24 h
Rivastigmine Sandoz 9,5 mg/24 h

DE: Rivastigmin - 1 A Pharma 4,6 mg/24 Stunden transdermales Pflaster
Rivastigmin - 1 A Pharma 9,5 mg/24 Stunden transdermales Pflaster

DK: Rivastigmine Sandoz

ES: Rivastigmina Sandoz 4,6 mg/24 h parches transdermicos EFG
Rivastigmina Sandoz 9,5 mg/24 h parches transdermicos EFG

FI: Rivastigmine Sandoz

FR: RIVASTIGMINE Sandoz 4,6 mg/24 h, dispositif transdermique
RIVASTIGMINE Sandoz 9,5 mg/24 h, dispositif transdermique

IE: Rivastigmine Sandoz 4.6 mg/24 hours Transdermal Patch
Rivastigmine Sandoz 9.5 mg/24 hours Transdermal Patch

IT: RIVASTIGMINA SANDOZ GmbH

LU: Rivastigmin Sandoz 4.6 mg/24u système transdermique
Rivastigmin Sandoz 9.5 mg/24u système transdermique

MT: Rivastigmine Sandoz 4.6 mg/24 hours Transdermal System
Rivastigmine Sandoz 9.5 mg/24 hours Transdermal System

NL: Rivastigmine Sandoz 4,6 mg/24 uur, pleisters voor transdermaal gebruik
Rivastigmine Sandoz 9,5 mg/24 uur, pleisters voor transdermaal gebruik

NO: Rivastigmine Sandoz

PL: Rivastigmine Sandoz

PT: Rivastigmina Sandoz

RO: Rivastigmină Sandoz 4.6 mg/24 ore plasture transdermic
Rivastigmină Sandoz 9.5 mg/24 ore plasture transdermic

SE: Rivastigmine Sandoz

SI: Rivastigmin Sandoz 4,6 mg/24 h transdermalni obliž
Rivastigmin Sandoz 9,5 mg/24 h transdermalni obliž

SK: Rivastigmin Sandoz 4,6 mg/24 h transdermálna náplast'
Rivastigmin Sandoz 9,5 mg/24 h transdermálna náplast'

UK: Almuriva 4.6 mg/24 hours Transdermal Patch
Almuriva 9.5 mg/24 hours Transdermal Patch

This leaflet was last revised in 12/2015.