

# Summary of Product Characteristics

## 1 NAME OF THE MEDICINAL PRODUCT

Midazolam 1 mg/ml solution for injection in pre-filled syringe

## 2 QUALITATIVE AND QUANTITATIVE COMPOSITION

Each ml of solution for injection contains 1 mg of midazolam.

Each 5 ml pre-filled syringe contains 5 mg of midazolam.

Each 10 ml pre-filled syringe contains 10 mg of midazolam.

### Excipient with known effect:

Each 10 ml pre-filled syringe contains 33.00 mg, equivalent to 1.40 mmol of sodium.

For the full list of excipients, see section 6.1.

## 3 PHARMACEUTICAL FORM

Solution for injection in pre-filled syringe (injection)

Clear and colorless solution

pH: 3.0 - 3.6

Osmolality: 270-330 mOsm/kg

## 4 CLINICAL PARTICULARS

### 4.1 Therapeutic indications

Midazolam is a short-acting sleep-inducing drug that is indicated:

#### In adults

- CONSCIOUS SEDATION before and during diagnostic or therapeutic procedures with or without local anaesthesia.
- ANAESTHESIA
  - Premedication before induction of anaesthesia
  - Induction of anaesthesia
  - As a sedative component in combined anaesthesia
- SEDATION IN INTENSIVE CARE UNITS

#### In children aged 12 and above

- CONSCIOUS SEDATION before and during diagnostic or therapeutic procedures with or without local anaesthesia.
- ANAESTHESIA
  - Premedication before induction of anaesthesia
- SEDATION IN INTENSIVE CARE UNITS

### 4.2 Posology and method of administration

This medicinal product is recommended to be administered in adults and in children aged 12 years and above.

Standard dosage

Midazolam is a potent sedative agent that requires titration and slow administration. Titration is strongly recommended to safely obtain the desired level of sedation according to the clinical need, physical status, age and concomitant medication. In adults over 60 years, debilitated or chronically ill patients and paediatric patients (aged 12 years and above), dose should be determined with caution and risk factors related to each patient should be taken into account. Standard dosages are provided in the table below. Additional details are provided in the text following the table.

Indication	Adults < 60 years	Adults ≥ 60 years / debilitated or chronically ill patients	Children (aged 12 years and above)
Conscious sedation	<b>I.V.</b> Initial dose: 2 - 2.5 mg Titration doses: 1 mg <b>Total dose: 3.5 - 7.5 mg</b>	<b>I.V.</b> Initial dose: 0.5 – 1 mg Titration doses: 0.5 – 1 mg Total dose: < 3.5 mg	<b>I.V.</b> Same as adults <b>I.M.</b> 0.05 - 0.15 mg/kg
Anaesthesia premedication	<b>I.V.</b> 1 – 2 mg repeated <b>I.M.</b> 0.07 - 0.1 mg/kg	<b>I.V.</b> Initial dose: 0.5 mg Slow uptitration as needed <b>I.M.</b> 0.025 - 0.05 mg/kg	<b>I.M. 12 – 15 years</b> 0.07 - 0.1 mg/kg
Anaesthesia induction	<b>I.V.</b> 0.15 - 0.2 mg/kg (0.3 - 0.35 without premedication)	<b>I.V.</b> 0.05 - 0.15 mg/kg (0.15 - 0.3 without premedication)	
Sedative component in combined anaesthesia	<b>I.V.</b> intermittent doses of 0.03 - 0.1 mg/kg	<b>I.V.</b> lower doses than recommended for adults <60 years	
Sedation in ICU	<b>I.V.</b> Loading dose: 0.03 - 0.3 mg/kg in increments of 1 - 2.5 mg Maintenance dose: 0.03 - 0.2 mg/kg/h		<b>I.V.</b> Loading dose: 0.05 - 0.2 mg/kg Maintenance dose: 0.03 - 0.12 mg/kg/h

- CONSCIOUS SEDATION DOSAGE

For conscious sedation prior to diagnostic or surgical intervention, midazolam is administered I.V. The dose must be individualised and titrated, and should not be administered by rapid or single bolus injection.

The onset of sedation may vary individually depending on the physical status of the patient and the detailed circumstances of dosing (e.g. speed of administration, amount of dose). If necessary, subsequent doses may be administered according to the individual need. The onset of action is about 2 minutes after the injection. Maximum effect is obtained in about 5 to 10 minutes.

Adults

The I.V. injection of midazolam should be given slowly at a rate of approximately 1 mg in 30 seconds.

In adults below the age of 60 the initial dose is 2 to 2.5 mg given 5 to 10 minutes before the beginning of the procedure. Further doses of 1 mg may be given as necessary. Mean total doses have been found to range from 3.5 to 7.5 mg. A total dose greater than 5 mg is usually not necessary.

In adults over 60 years of age, debilitated or chronically ill patients, the initial dose must be reduced to 0.5 - 1.0 mg and given 5 - 10 minutes before the beginning of the procedure. Further doses of 0.5 to 1 mg may be given as necessary. Since in these patients the peak effect may be reached less rapidly, additional midazolam should be titrated very slowly and carefully. A total dose greater than 3.5 mg is usually not necessary.

#### *Children (aged 12 years and above)*

I.V. administration: midazolam should be titrated slowly to the desired clinical effect. The initial dose of midazolam should be administered over 2 to 3 minutes. One must wait an additional 2 to 5 minutes to fully evaluate the sedative effect before initiating a procedure or repeating a dose. If further sedation is necessary, continue to titrate with small increments until the appropriate level of sedation is achieved.

1. Paediatric patients 12 to 16 years of age: should be dosed as adults.

I.M. administration: the doses used range between 0.05 and 0.15 mg/kg. A total dose greater than 10.0 mg is usually not necessary. This route should only be used in exceptional cases.

- ANAESTHESIA DOSAGE
  - Premedication

Premedication with midazolam given shortly before a procedure produces sedation (induction of sleepiness or drowsiness and relief of apprehension) and preoperative impairment of memory. Midazolam can also be administered in combination with anticholinergics. For this indication midazolam should be administered I.V. or I.M. deep into a large muscle mass 20 to 60 minutes before induction of anaesthesia. Close and continuous monitoring of the patients after administration of premedication is mandatory as interindividual sensitivity varies and symptoms of overdose may occur.

#### *Adults*

For preoperative sedation and to impair memory of preoperative events, the recommended dose for adults of ASA Physical Status I & II and below 60 years is 1 – 2 mg I.V. repeated as needed, or 0.07 to 0.1 mg/kg administered I.M. The dose must be reduced and individualised when midazolam is administered to adults over 60 years of age, debilitated, or chronically ill patients. The recommended initial I.V. dose is 0.5 mg and should be slowly uptitrated as needed. A dose of 0.025 to 0.05 mg/kg administered I.M. is recommended. In case of concomitant administration of narcotics the midazolam dose should be reduced. The usual dose is 2 to 3 mg.

#### *Children over 12 years and above:*

I.M. administration: As I.M. injection is painful, this route should only be used in exceptional cases. A dose range from 0.07 to 0.1 mg/kg of midazolam administered I.M. has been shown to be effective and safe.

- Induction

#### Adults

If midazolam is used for induction of anaesthesia before other anaesthetic agents have been administered, the individual response is variable. The dose should be titrated to the desired effect according to the patient's age and clinical status. When midazolam is used before or in combination with other I.V. or inhalation agents for induction of anaesthesia, the initial dose of each agent should be significantly reduced, at times to as low as 25% of the usual initial dose of the individual agents.

The desired level of anaesthesia is reached by stepwise titration. The I.V. induction dose of midazolam should be given slowly in increments. Each increment of not more than 5 mg should be injected over 20 to 30 seconds allowing 2 minutes between successive increments.

- In premedicated adults below the age of 60 years an I.V. dose of 0.15 to 0.2 mg/kg will usually suffice.
- In non-premedicated adults below the age of 60 the dose may be higher (0.3 to 0.35 mg/kg I.V.). If needed to complete induction, increments of approximately 25% of the patient's initial dose may be used. Induction may instead be completed with inhalational anaesthetics. In resistant cases, a total dose of up to 0.6 mg/kg may be used for induction, but such larger doses may prolong recovery.

- In premedicated adults over 60 years of age, debilitated or chronically ill patients, the dose should significantly be reduced, e.g. down to 0.05 - 0.15 mg/kg administered I.V. over 20 – 30 seconds and allowing 2 minutes for effect.
- Non-premedicated adults over 60 years of age usually require more midazolam for induction; an initial dose of 0.15 to 0.3 mg/kg is recommended. Non-premedicated patients with severe systemic disease or other debilitation usually require less midazolam for induction. An initial dose of 0.15 to 0.25 mg/kg will usually suffice.

- Sedative component in combined anaesthesia

#### *Adults*

Midazolam can be given as a sedative component in combined anaesthesia by intermittent small I.V. doses (range between 0.03 and 0.1 mg/kg) typically in combination with analgesics. The dose and the intervals between doses vary according to the patient's individual reaction.

In adults over 60 years of age, debilitated or chronically ill patients, lower maintenance doses will be required.

- SEDATION IN INTENSIVE CARE UNITS

The desired level of sedation is reached by stepwise titration of midazolam followed by intermittent bolus, according to the clinical need, physical status; age and concomitant medication (see section 4.5).

#### Adults

I.V. loading dose: 0.03 to 0.3 mg/kg should be given slowly in increments. Each increment of 1 to 2.5 mg should be injected over 20 to 30 seconds allowing 2 minutes between successive increments. In hypovolaemic, vasoconstricted, or hypothermic patients the loading dose should be reduced or omitted.

When midazolam is given with potent analgesics, the latter should be administered first so that the sedative effects of midazolam can be safely titrated on top of any sedation caused by the analgesic.

I.V. maintenance dose: doses can range from 0.03 to 0.2 mg/kg/h. In hypovolaemic, vasoconstricted, or hypothermic patients the maintenance dose should be reduced. The level of sedation should be assessed regularly. With long-term sedation, tolerance may develop and the dose may have to be increased.

#### Children aged 12 years and above

In intubated and ventilated paediatric patients, a loading dose of 0.05 to 0.2 mg/kg I.V. should be administered slowly over at least 2 to 3 minutes to establish the desired clinical effect. Midazolam should not be administered as a rapid intravenous dose. The loading dose is followed by an I.V. maintenance dose ranging from 0.06 to 0.12 mg/kg/h (1 to 2 µg/kg/min). The rate of administration can be increased or decreased (generally by 25% of the initial or subsequent infusion rate) as required, or supplemental I.V. doses of midazolam can be administered to increase or maintain the desired effect.

When initiating an injection with midazolam in haemodynamically compromised patients, the usual loading dose should be titrated in small increments and the patient monitored for haemodynamic instability, e.g. hypotension. These patients are also vulnerable to the respiratory depressant effects of midazolam and require careful monitoring of respiratory rate and oxygen saturation.

#### Use in Special Populations

##### *Renal Impairment*

In patients with severe renal impairment (creatinine clearance below 30 ml/min) midazolam may be accompanied by more pronounced and prolonged sedation possibly including clinically relevant respiratory and cardiovascular depression. Midazolam should therefore be dosed carefully in this patient population and titrated for the desired effect (see section 4.4).

##### *Hepatic Impairment*

Hepatic impairment reduces the clearance of I.V. midazolam with a subsequent increase in terminal half-life. Therefore, the clinical effects in patients with hepatic impairment may be stronger and prolonged. The required dose of midazolam may have to be reduced and proper monitoring of vital signs should be established (see section 4.4).

##### *Paediatric population*

Midazolam should not be given to children under 12 years of age because the sub-graduation of the pre-filled syringe does not allow an accurate administration of the product in this population. However, other midazolam formulations are available for use in this population.

When the quantity of drug to be injected requires to be adjusted based on the patient's body weight, use the graduated pre-filled syringes to reach the required volume by discarding the excess before injection in case of i.v. or i.m. bolus injection.

### 4.3 Contraindications

Hypersensitivity to the active substance, benzodiazepines or to any of the excipients listed in section 6.1.  
Conscious sedation in patients with severe respiratory failure or acute respiratory depression.

### 4.4 Special warnings and precautions for use

Midazolam should be administered only by experienced physicians in a setting fully equipped for the monitoring and support of respiratory and cardiovascular function and by persons specifically trained in the recognition and management of expected adverse events including respiratory and cardiac resuscitation.

Severe cardio-respiratory adverse events have been reported. These have included respiratory depression, apnoea, respiratory arrest and/or cardiac arrest. Such life-threatening incidents are more likely to occur when the injection is given too rapidly or when a high dosage is administered (see section 4.8).

Benzodiazepines are not recommended for the primary treatment of psychotic illness.

Special caution is required for the indication of conscious sedation in patients with impaired respiratory function.

When midazolam is used for premedication, adequate observation of the patient after administration is mandatory as interindividual sensitivity varies and symptoms of overdose may occur.

Special caution should be exercised when administering midazolam to high-risk patients:

- adults over 60 years of age
- chronically ill or debilitated patients, e.g.
- patients with chronic respiratory insufficiency
- patients with chronic renal failure
- patients with impaired hepatic function (benzodiazepines may precipitate or exacerbate encephalopathy in patients with severe hepatic impairment)
- patients with impaired cardiac function
- paediatric patients especially those with cardiovascular instability.

These high-risk patients require lower dosages (see section 4.2) and should be continuously monitored for early signs of alterations of vital functions.

As with any substance with CNS depressant and/or muscle-relaxant properties, particular care should be taken when administering midazolam to a patient with myasthenia gravis.

#### Tolerance

Some loss of efficacy has been reported when midazolam was used as long-term sedation in intensive care units (ICU).

#### Dependence

When midazolam is used in long-term sedation in ICU, it should be borne in mind that physical dependence on midazolam may develop. The risk of dependence increases with dose and duration of treatment; it is also greater in patients with a medical history of alcohol and/or drug abuse (see section 4.8).

#### Withdrawal symptoms

During prolonged treatment with midazolam in ICU, physical dependence may develop. Therefore, abrupt termination of the treatment will be accompanied by withdrawal symptoms. The following symptoms may occur: headaches, diarrhoea, muscle pain, extreme anxiety, tension, restlessness, confusion, irritability, sleep disturbances, mood changes, hallucinations and

convulsions. In severe cases, the following symptoms may occur: depersonalisation, numbness and tingling of the extremities, hypersensitivity to light, noise and physical contact. Since the risk of withdrawal symptoms is greater after abrupt discontinuation of treatment, it is recommended to decrease doses gradually.

#### Amnesia

Anterograde amnesia may occur with therapeutic doses (frequently this effect is very desirable in situations such as before and during surgical and diagnostic procedures) the duration of which is directly related to the administered dose, with the risk increasing at higher dosages. Prolonged amnesia can present problems in outpatients, who are scheduled for discharge following intervention. After receiving midazolam parenterally, patients should be discharged from hospital or consulting room only if accompanied by an attendant.

#### Paradoxical reactions

Paradoxical reactions such as restlessness, agitation, irritability, involuntary movements (including tonic/clonic convulsions and muscle tremor), hyperactivity, hostility, delusion, anger, aggressiveness, anxiety, nightmares, hallucinations, psychoses, inappropriate behaviour and other adverse behavioural effects, paroxysmal excitement and assault, have been reported to occur with midazolam. These reactions may occur with high doses and/or when the injection is given rapidly. The highest incidence to such reactions has been reported among children and the elderly. In the event of these reactions discontinuation of the drug should be considered.

#### Altered elimination of midazolam

Midazolam elimination may be altered in patients receiving compounds that inhibit or induce CYP3A4 and the dose of midazolam may need to be adjusted accordingly (see section 4.5).

Midazolam elimination may also be delayed in patients with liver dysfunction and low cardiac output (see section 5.2).

#### Sleep Apnoea

Midazolam should be used with extreme caution in patients with sleep apnoea syndrome and patients should be regularly monitored.

#### Concomitant use of alcohol / CNS depressants

The concomitant use of midazolam with alcohol and/or CNS depressants should be avoided. Such concomitant use has the potential to increase the clinical effects of midazolam possibly including severe sedation that could result in coma or death, or clinically relevant respiratory depression (see section 4.5).

#### Medical history of alcohol or drug abuse

Midazolam as other benzodiazepines should be avoided in patients with a medical history of alcohol or drug abuse.

#### Discharging criteria

After receiving midazolam, patients should be discharged from hospital or consulting room only when recommended by treating physician and if accompanied by an attendant. It is recommended that the patient is accompanied when returning home after discharge.

#### Excipients

This medicinal product contains sodium.

This medicinal product contains less than 1 mmol sodium (23 mg) per 5 ml pre-filled syringe, that is to say essentially 'sodium-free'.

This medicinal product contains 33.00 mg sodium per 10 ml pre-filled syringe, equivalent to 1.7% of the WHO recommended daily intake of 2 g sodium for an adult.

### **4.5 Interaction with other medicinal products and other forms of interaction**

#### ***Pharmacokinetic interactions***

Midazolam is metabolised by CYP3A4 and CYP3A5.

Inhibitors and inducers of CYP3A have the potential to respectively increase and decrease the plasma concentrations and subsequently the effects of midazolam thus requiring dose adjustments accordingly.

Pharmacokinetic interactions with CYP3A4 inhibitors or inducers are more pronounced for oral as compared to I.V. midazolam, in particular since CYP3A4 also exists in the upper gastro-intestinal tract. This is because for the oral route both systemic

clearance and availability will be altered while for the parenteral route only the change in the systemic clearance becomes effective.

After a single dose of I.V. midazolam, the consequence on the maximal clinical effect due to CYP3A4 inhibition will be minor while the duration of effect may be prolonged. However, after prolonged dosing of midazolam, both the magnitude and duration of effect will be increased in the presence of CYP3A4 inhibition.

There are no available studies on CYP3A4 modulation on the pharmacokinetics of midazolam intramuscular administration. After I.M. administration the effects of CYP3A4 modulation should not substantially differ from those seen with I.V. midazolam.

When co-administered with a CYP3A4 inhibitor the clinical effects of midazolam may be stronger and also longer lasting, and a lower dose may be required. Notably, administration of high doses or long-term infusions of midazolam to patients receiving strong CYP3A4 inhibitors, e.g. during intensive care, may result in long-lasting hypnotic effects, delayed recovery and respiratory depression thus requiring dose adjustments. The effect of midazolam may be weaker and last shorter when co-administered with a CYP3A inducer and a higher dose may be required.

With respect to induction, it should be considered that the inducing process needs several days to reach its maximum effect and also several days to dissipate. Contrary to a treatment of several days with an inducer, a short-term treatment is expected to result in less apparent DDI with midazolam. However, for strong inducers a relevant induction even after short-term treatment cannot be excluded.

Midazolam is not known to change the pharmacokinetics of other drugs.

### **Drugs that inhibit CYP3A:**

Azole antifungals:

- Ketoconazole and voriconazole increased the plasma concentrations of intravenous midazolam by 5-fold and 3-4-fold respectively, while the terminal half-life increased by about 3-fold. If parenteral midazolam is co-administered with these strong CYP3A inhibitors, it should be done in an ICU or similar setting which ensures close clinical monitoring and appropriate medical management in case of respiratory depression and/or prolonged sedation. Staggered dosing and dosage adjustment should be considered, especially if more than a single I.V. dose of midazolam is administered. The same recommendation may apply also for other azole antifungals (see further), since increased sedative effects of I.V. midazolam, although lesser, are reported.
- Fluconazole and itraconazole both increased the plasma concentrations of intravenous midazolam by 2-3-fold associated with an increase in terminal half-life by 2.4-fold for itraconazole and 1.5-fold for fluconazole, respectively.
- Posaconazole increased the plasma concentrations of intravenous midazolam by about 2-fold.

It should be kept in mind that if midazolam is given orally, its exposure will drastically be higher than the above-mentioned ones, notably with ketoconazole, itraconazole, voriconazole.

### **Midazolam is not indicated for oral administration.**

#### *Macrolide antibiotics*

- Erythromycin resulted in an increase in the plasma concentrations of intravenous midazolam by about 1.6-2-fold associated with an increase of the terminal half-life of midazolam by 1.5-1.8-fold.
- Clarithromycin increased the plasma concentrations of midazolam by up to 2.5-fold associated with an increase in terminal half-life by 1.5-2-fold.

Additional information from oral midazolam

- Telithromycin increased the plasma levels of oral midazolam 6-fold.
- Roxithromycin: While no information on roxithromycin with I.V. midazolam is available, the mild effect on the terminal half-life of oral midazolam tablet, increasing by 30%, indicates that the effects of roxithromycin on intravenous midazolam may be minor.

*Intravenous anaesthetics*

- Disposition of intravenous midazolam was also changed by intravenous propofol (AUC and half-life increased by 1.6-fold).

*Protease inhibitors*

- Saquinavir and other HIV (human immunodeficiency virus) protease inhibitors: Co-administration with protease inhibitors may cause a large increase in the concentration of midazolam. Upon co-administration with ritonavir-boosted lopinavir, the plasma concentrations of intravenous midazolam increased by 5.4-fold, associated with a similar increase in terminal half-life. If parenteral midazolam is coadministered with HIV protease inhibitors, treatment setting should follow the description in the above section for azole antifungals, ketoconazole.

- Hepatitis C virus (HCV) protease inhibitors: Boceprevir and telaprevir reduce midazolam clearance. This effect resulted in a 3.4-fold increase of midazolam AUC after I.V. administration and prolonged its elimination half-life 4-fold.

Additional information from oral midazolam

- Based on data for other CYP3A4 inhibitors, plasma concentrations of midazolam are expected to be significantly higher when midazolam is given orally. Therefore protease inhibitors should not be co-administered with orally administered midazolam.

*Calcium-channel blockers*

- Diltiazem: A single dose of diltiazem given to patients undergoing coronary artery bypass grafting increased the plasma concentrations of intravenous midazolam by about 25% and the terminal half-life was prolonged by 43%. This was less than the 4-fold increase seen after oral administration of midazolam.

Additional information from oral midazolam

- Verapamil increased the plasma concentrations of oral midazolam by 3-fold. The terminal half-life of midazolam was increased by 41%.

*Various drugs/Herbs*

- Atorvastatin resulted in a 1.4-fold increase in plasma concentrations of I.V. midazolam compared to control group.

- Intravenous fentanyl is a weak inhibitor of midazolam elimination: AUC and half-life of I.V. midazolam were increased by 1.5-fold in the presence of fentanyl.

Additional information from oral midazolam

- Nefazodone increased the plasma concentrations of oral midazolam by 4.6-fold with an increase of its terminal half-life by 1.6-fold.

***Drugs that induce CYP3A***

- Rifampicin decreased the plasma concentrations of intravenous midazolam by about 60% after 7 days of rifampicin 600 mg o.d. The terminal half-life decreased by about 50-60%.

- Ticagrelor is a weak CYP3A inducer but has only small effects on intravenously administered midazolam (-12%) and 4-hydroxymidazolam (-23%) exposures.

Additional information from oral midazolam

- Rifampicin decreased the plasma concentrations of oral midazolam by 96% in healthy subjects and its psychomotor effects were almost totally lost.

- Carbamazepine / phenytoin: Repeated dosages of carbamazepine or phenytoin resulted in a decrease in plasma concentrations of oral midazolam by up to 90% and a shortening of the terminal half-life by about 60%.

- The very strong CYP3A4 induction seen after mitotane or enzalutamide resulted in a profound and long-lasting decrease of midazolam levels in cancer patients. AUC of orally administered midazolam was reduced to 5% and 14% of normal values respectively.

- Clobazam and Efavirenz are weak inducers of midazolam metabolism and reduce the AUC of the parent compound by approximately 30%. There is a resulting 4-5-fold increase in the ratio of the active metabolite (1'-hydroxymidazolam) to the parent compound but the clinical significance of this is unknown.

- Vermurafenib modulates CYP isozymes and induces CYP3A4 mildly: Repeat-dose administration resulted in a mean decrease of oral midazolam exposure of 39% (up to 80% in individuals).

***Herbs and food***

- St John's Wort decreased plasma concentrations of midazolam by about 20-40% associated with a decrease in terminal half-life of about 15-17%. Depending on the specific St John's Wort extract, the CYP3A4-inducing effect may vary.

Additional information from oral midazolam

- Quercetin (also contained in ginkgo biloba) and panax ginseng both have weak enzyme inducing effects and reduced exposure to midazolam after its oral administration by approximately 20-30%.

***Acute protein displacement***

Valproic acid: Increased concentration of free midazolam due to displacement from plasma protein binding sites by valproic acid cannot be excluded although the clinical relevance of such an interaction is not known.

***Pharmacodynamic Drug-Drug Interactions (DDI):***

The co-administration of midazolam with other sedative/hypnotic agents and CNS depressants, including alcohol, is likely to result in enhanced sedation and cardio-respiratory depression.

Examples include opiate derivatives (be they used as analgesics, antitussives or substitutive treatments), antipsychotics, other benzodiazepines used as anxiolytics or hypnotics, barbiturates, propofol, ketamine, etomidate; sedative antidepressants, non recent H1-antihistamines and centrally acting antihypertensive drugs.

Alcohol may markedly enhance the sedative effect of midazolam. Alcohol intake should be strongly avoided in case of midazolam administration (see section 4.4).

Midazolam decreases the minimum alveolar concentration (MAC) of inhalational anaesthetics.

**4.6 Fertility, pregnancy and lactation**Pregnancy

Insufficient data are available on midazolam to assess its safety during pregnancy. Animal studies do not indicate a teratogenic effect, but foetotoxicity was observed as with other benzodiazepines.

Congenital abnormalities have been reported in women who had taken benzodiazepines including midazolam in the first trimester. The cause of these reported abnormalities has not been established.

The administration of high doses of midazolam in the last trimester of pregnancy, during labour or when used as an induction agent of anaesthesia for caesarean section has been reported to produce maternal or foetal adverse effects (inhalation risk in mother, irregularities in the foetal heart rate, hypotonia, poor sucking, hypothermia and respiratory depression in the neonate).

Moreover, infants born from mothers who received benzodiazepines chronically during the latter stage of pregnancy may have developed physical dependence and may be at some risk of developing withdrawal symptoms in the postnatal period.

Consequently, midazolam may be used during pregnancy if clearly necessary but it is preferable to avoid using it for caesarean. The risk for neonate should be taken into account in case of administration of midazolam for any surgery near the term.

Breast-feeding

Midazolam passes in low quantities into breast milk. Nursing mothers should be advised to discontinue breast-feeding for 24 hours following administration of midazolam.

**4.7 Effects on ability to drive and use machines**

This medicinal product has a major influence on the ability to drive and use machines.

Sedation, amnesia, impaired attention and impaired muscular function may adversely affect the ability to drive or use machines. Prior to receiving midazolam, the patient should be warned not to drive a vehicle or operate a machine until completely recovered. The physician should decide when these activities may be resumed. It is recommended that the patient is accompanied when returning home after discharge.

If insufficient sleep occurs or alcohol is consumed, the likelihood of impaired alertness may be increased (see section 4.5).

**4.8 Undesirable effects**

The following undesirable effects have been reported (frequency not known cannot be estimated from the available data) to occur when midazolam is injected.

Tabulated list of adverse reactions

Frequency categories are as follows:

Very common:  $\geq 1/10$

Common:  $\geq 1/100$  to  $< 1/10$ Uncommon:  $\geq 1/1,000$  to  $< 1/100$ Rare:  $\geq 1/10,000$  to  $< 1/1,000$ Very rare:  $< 1/10,000$ 

Not known (cannot be estimated from the available data)

<i>Immune System Disorders</i>	
frequency not known	Hypersensitivity, angioedema, anaphylactic shock
<i>Psychiatric Disorders</i>	
frequency not known	Confusional state, disorientation, emotional and mood disturbances, changes in libido Physical drug dependence and withdrawal syndrome Abuse
<i>Nervous System Disorders</i>	
frequency not known	Involuntary movements (including tonic/clonic movements and muscle tremor)*, hyperactivity* Sedation (prolonged and postoperative), alertness decreased, somnolence, headache, dizziness, ataxia, anterograde amnesia**, the duration of which is directly related to the administered dose Drug withdrawal convulsions
<i>Cardiac Disorders</i>	
frequency not known	Cardiac arrest, bradycardia, Kounis syndrome****
<i>Vascular Disorders</i>	
frequency not known	Hypotension, vasodilation, thrombophlebitis, thrombosis
<i>Respiratory Disorders</i>	
frequency not known	Respiratory depression, apnoea, respiratory arrest, dyspnoea, laryngospasm, hiccups
<i>Gastrointestinal Disorders</i>	
frequency not known	Nausea, vomiting, constipation, dry mouth
<i>Skin and Subcutaneous Tissue Disorders</i>	
frequency not known	Rash, urticaria, pruritus
<i>General Disorders and Administration Site Conditions</i>	
frequency not known	Fatigue, injection site erythema, injection site pain
<i>Injury, Poisoning and Procedural Complications</i>	
frequency not known	Falls, fractures***
<i>Social Circumstances</i>	
frequency not known	Assault*

\*Such paradoxical drug reactions have been reported, particularly among children and the elderly (see section 4.4).

\*\*Anterograde amnesia may still be present at the end of the procedure and in few cases prolonged amnesia has been reported (see section 4.4).

\*\*\*There have been reports of falls and fractures in benzodiazepine users. The risk of falls and fractures is increased in those taking concomitant sedatives (including alcoholic beverages) and in the elderly.

\*\*\*\* particularly after parenteral administration

Dependence: Use of midazolam - even in therapeutic doses - may lead to the development of physical dependence. After prolonged I.V. administration, discontinuation, especially abrupt discontinuation of the product, may be accompanied by withdrawal symptoms including withdrawal convulsions (see section 4.4). Cases of abuse have been reported.

Severe cardio-respiratory adverse events have occurred. Life-threatening incidents are more likely to occur in adults over 60 years of age and those with pre-existing respiratory insufficiency or impaired cardiac function, particularly when the injection is given too rapidly or when a high dosage is administered (see section 4.4).

#### Reporting of suspected adverse reactions

Reporting suspected adverse reactions after authorisation of the medicinal product is important. It allows continued monitoring of the benefit/risk balance of the medicinal product. Healthcare professionals are asked to report any suspected adverse reactions at HPRC Pharmacovigilance

Website: [www.hpra.ie](http://www.hpra.ie)

## 4.9 Overdose

### Symptoms

Like other benzodiazepines, midazolam commonly causes drowsiness, ataxia, dysarthria and nystagmus. Overdose of midazolam is seldom life-threatening if the drug is taken alone, but may lead to areflexia, apnoea, hypotension, cardio-respiratory depression and in rare cases to coma. Coma, if it occurs, usually lasts a few hours but it may be more protracted and cyclical, particularly in elderly patients. Benzodiazepine respiratory depressant effects are more serious in patients with respiratory disease.

Benzodiazepines increase the effects of other central nervous system depressants, including alcohol.

### Management

Monitor the patient's vital signs and institute supportive measures as indicated by the patient's clinical state. In particular, patients may require symptomatic treatment for cardio-respiratory effects or central nervous system effects.

If taken orally further absorption should be prevented using an appropriate method e.g. treatment within 1-2 hours with activated charcoal. If activated charcoal is used airway protection is imperative for drowsy patients. In case of mixed ingestion gastric lavage may be considered, however not as a routine measure.

If CNS depression is severe consider the use of flumazenil, a benzodiazepine antagonist. This should only be administered under closely monitored conditions. It has a short half-life (about an hour), therefore patients administered flumazenil will require monitoring after its effects have worn off. Flumazenil is to be used with extreme caution in the presence of drugs that reduce seizure threshold (e.g. tricyclic antidepressants).

Refer to the prescribing information for flumazenil, for further information on the correct use of this drug.

## 5 PHARMACOLOGICAL PROPERTIES

### 5.1 Pharmacodynamic properties

Pharmacotherapeutic group: Hypnotics and sedatives (benzodiazepine derivatives), ATC code: N05CD08

Midazolam has hypnotic and sedative effects characterised by a rapid onset and short duration. It also exerts anxiolytic, anticonvulsant and muscle-relaxant effects. Midazolam impairs psychomotor function after single and/or multiple doses, but causes minimal haemodynamic changes.

The central actions of benzodiazepines are mediated through an enhancement of the GABAergic neurotransmission at inhibitory synapses. In the presence of benzodiazepines the affinity of the GABA receptor for the neurotransmitter is enhanced through positive allosteric modulation resulting in an increased action of released GABA on the postsynaptic transmembrane chloride ion flux.

Chemically midazolam is a derivative of the imidazobenzodiazepine group. Although the free base is a lipophilic substance with low solubility in water, the basic nitrogen in position 2 of the imidazobenzodiazepine ring system enables the active ingredient of midazolam to form water-soluble salts with acids. These produce a stable and well tolerated injection solution. This together with rapid metabolic transformation are the reasons for rapid onset and short duration of effects. Because of its low toxicity, midazolam has a wide therapeutic range.

After I.M. or I.V. administration anterograde amnesia of short duration occurs (the patient does not remember events that occurred during the maximal activity of the compound).

### 5.2 Pharmacokinetic properties

#### Absorption

After intramuscular administration, the absorption of midazolam from the muscle tissue is rapid and complete. Maximum plasma concentrations are reached within 30 minutes. The absolute bioavailability after I.M. injection is over 90%.

#### Distribution

When midazolam is injected I.V., the plasma concentration-time curve shows one or two distinct disposition phases. The volume of distribution at steady state is 0.7-1.2 l/kg. 96-98% of midazolam is bound to plasma proteins. The major binding

protein is albumin. There is a slow and insignificant passage of midazolam into the cerebrospinal fluid. In humans, midazolam has been shown to cross the placenta slowly and to enter foetal circulation. Small quantities of midazolam are found in human milk. Midazolam is not a substrate for drug transporters.

#### Biotransformation

Midazolam is almost entirely eliminated by biotransformation. The fraction of the dose extracted by the liver has been estimated to be 30–60%. Midazolam is hydroxylated by the cytochrome P450 CYP3A4 and CYP3A5 isozymes and the major urinary and plasma metabolite is 1'-hydroxymidazolam (also known as alpha-hydroxymidazolam). Plasma concentrations of 1'-hydroxymidazolam are 12% of those of the parent compound. 1'-hydroxymidazolam is pharmacologically active, but contributes only minimally (about 10%) to the effects of intravenous midazolam.

#### Elimination

In young healthy volunteers, the elimination half-life of midazolam ranges from 1.5 to 2.5 hours. The elimination half-life of the metabolite is shorter than 1 hour; therefore after midazolam administration the concentration of the parent compound and the main metabolite decline in parallel. Plasma clearance of midazolam is in the range of 300–500 ml/min. Midazolam's metabolites are excreted mainly by the renal route (60–80% of the injected dose) and recovered as glucuroconjugated 1' - hydroxymidazolam. Less than 1% of the dose is recovered in urine as unchanged drug. The elimination half-life of alpha-hydroxy-midazolam is shorter than 1 hour. Repeated administrations of midazolam do not induce drug metabolising enzymes.

#### Pharmacokinetics in special populations

##### *Elderly*

In adults over 60 years of age, the elimination half-life may be prolonged up to four times.

##### *Children*

The elimination half-life after I.V. administration is shorter in children 3–10 years old (1–1.5 hours) as compared with that in adults. The difference is consistent with an increased metabolic clearance in children.

##### *Obese*

The mean half-life is greater in obese than in non-obese patients (5.9 vs 2.3 hours). This is due to an increase of approximately 50% in the volume of distribution corrected for total body weight. The clearance is not significantly different in obese and non-obese patients.

##### *Patients with hepatic impairment*

The clearance in cirrhotic patients may be reduced and the elimination may be longer when compared to those in healthy volunteers (see section 4.4).

##### *Patients with renal impairment*

The pharmacokinetics of unbound midazolam are not altered in patients with severe renal impairment. The pharmacologically mildly active major midazolam metabolite, 1'-hydroxymidazolam glucuronide, which is excreted through the kidney, accumulates in patients with severe renal impairment. This accumulation produces a prolonged sedation. Midazolam should therefore be administered carefully and titrated to the desired effect (see section 4.4).

##### *Critically ill patients*

The elimination half-life of midazolam is prolonged up to six times in the critically ill patients.

##### *Patients with cardiac insufficiency*

The elimination half-life is longer in patients with congestive heart failure compared with that in healthy subjects (see section 4.4).

### **5.3 Preclinical safety data**

There are no preclinical data of relevance to the prescriber which are additional to that already included in other sections of the SPC.

## **6 PHARMACEUTICAL PARTICULARS**

### **6.1 List of excipients**

Sodium chloride  
Sodium hydroxyde (for pH adjustment)  
Hydrochloric acid, concentrated (for pH adjustment)  
Water for injections

## 6.2 Incompatibilities

In the absence of compatibility studies, this medicinal product must not be mixed with other medicinal products.

## 6.3 Shelf life

30 months.  
After opening, the medicinal product should be used immediately.

## 6.4 Special precautions for storage

Store in the original package in order to protect from light. Do not freeze. Keep the pre-filled syringe in its unopened blister until use.

## 6.5 Nature and contents of container

5 ml or 10 ml pre-filled syringe (polypropylene), with plunger stopper (chlorobutyl), without a needle, with a graduated self-adhesive transparent label (sub - graduations of 0.2 ml from 0 until 5 ml or 10 ml). An end-cap (polypropylene) protects the syringe tip.

Each pre-filled syringe is individually packed in a blister.  
Cardboard box of 10 pre-filled syringes.

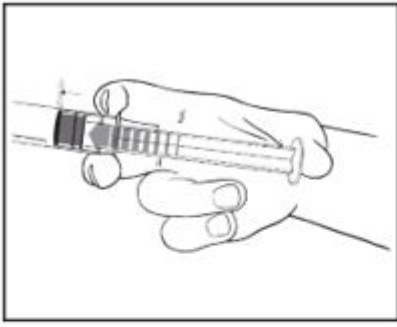
## 6.6 Special precautions for disposal and other handling

### Instructions for use:

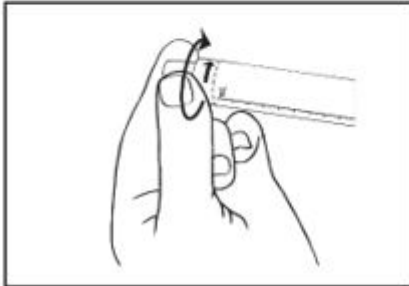
#### ***Please prepare the syringe carefully as follows***

The pre-filled syringe is for single patient only. Discard syringe after use. Do not reuse.  
The content of an un-opened and un-damaged blister is sterile, and the blister must not be opened until the syringe is ready to be used.  
The product should be inspected visually for particles and discoloration prior to administration. Only a clear colorless solution free from particles or precipitates should be used.  
The product should not be used if the tamper evident seal on the syringe is broken.  
Do not use this medicine if you notice visible signs of deterioration.  
The external surface of the syringe is sterile until the blister is opened. The blister must not be opened until use.  
When handled using an aseptic method, this medicine can be placed on a sterile field once it has been removed from the blister.  
The volume to be administer should be calculated regarding the appropriate posology.

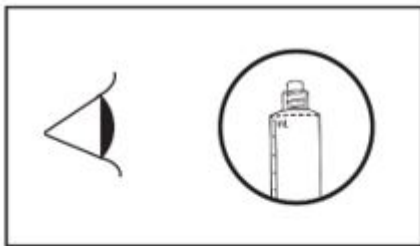
1. Withdraw the pre-filled syringe from the sterile blister.



2) Push on the plunger to free the bung. The sterilisation process may have caused adhesion of the bung to the body of the pre-filled syringe.



3) Twist off the end cap to break the seal. Do not touch the exposed luer connection in order to avoid contamination.



4) Check the pre-filled syringe seal tip has been completely removed. If not, replace the cap and twist again.



5) Expel the air by gently pushing the plunger.

6) Connect the syringe to the vascular access device use a luer/luer lock system. Push the plunger slowly to inject the required volume. Administer the product according to the suitable administration route.

The pre-filled syringe is a ready to administer product. The pre-filled syringe is not suitable for syringe pump drivers. Any syringe that has been damaged or has been handled without respecting the conditions of sterility must not be used. Any unused medicinal product or waste material should be disposed of in accordance with local requirements.

## 7 MARKETING AUTHORISATION HOLDER

Laboratoire Aguettant  
1 rue Alexander Fleming  
69007 Lyon  
France

## 8 MARKETING AUTHORISATION NUMBER

PA1968/017/001

## 9 DATE OF FIRST AUTHORISATION/RENEWAL OF THE AUTHORISATION

Date of first authorisation: 2<sup>nd</sup> August 2024

**10 DATE OF REVISION OF THE TEXT**