Summary of Product Characteristics

1 NAME OF THE MEDICINAL PRODUCT

Nintedanib Norton 100 mg soft capsules

2 QUALITATIVE AND QUANTITATIVE COMPOSITION

Nintedanib Norton 100 mg soft capsules
Each soft capsule contains 100 mg nintedanib (as esilate).

Excipient with known effect
Each 100 mg soft capsule contains 3.84 mg of soya lecithin.

For the full list of excipients, see section 6.1.

3 PHARMACEUTICAL FORM

Soft capsule (capsule)

Nintedanib Norton 100 mg soft capsules
Nintedanib Norton 100 mg soft capsule is pale pink, opaque, oblong soft capsule of approximately 16 mm in length, marked with TV8205.

4 CLINICAL PARTICULARS

4.1 Therapeutic indications

Nintedanib Norton is indicated in adults for the treatment of idiopathic pulmonary fibrosis (IPF).

Nintedanib Norton is also indicated in adults for the treatment of other chronic fibrosing interstitial lung diseases (ILDs) with a progressive phenotype (see section 5.1).

Nintedanib Norton is indicated in children and adolescents from 6 to 17 years old for the treatment of clinically significant, progressive fibrosing interstitial lung diseases (ILDs) (see section 4.2 and 5.1).

Nintedanib Norton is indicated in adults, adolescents and children aged 6 years and older for the treatment of systemic sclerosis associated interstitial lung disease (SSc-ILD).

4.2 Posology and method of administration

Adults: Treatment should be initiated by physicians experienced in the management of diseases for which Nintedanib Norton is approved.

Paediatric patients: Treatment should be initiated only after involvement of a multidisciplinary team (physicians, radiologists, pathologists) experienced in the diagnosis and treatment of fibrosing interstitial lung diseases (ILDs).

Posology

Adults

- *Idiopathic pulmonary fibrosis (IPF)*
- *Other chronic fibrosing interstitial lung diseases (ILDs) with a progressive phenotype*
- *Systemic sclerosis associated interstitial lung disease (SSc-ILD)*

The recommended dose is 150 mg Nintedanib Norton twice daily administered approximately 12 hours apart. The 100 mg twice daily dose is only recommended to be used in patients who do not tolerate the 150 mg twice daily dose.

If a dose is missed, administration should resume at the next scheduled time at the recommended dose. If a dose is missed the patient should not take an additional dose. The recommended maximum daily dose of 300 mg should not be exceeded.

Dose adjustments
In addition to symptomatic treatment if applicable, the management of adverse reactions to nintedanib (see sections 4.4 and 4.8) could include dose reduction and temporary interruption until the specific adverse reaction has resolved to levels that allow continuation of therapy. Nintedanib Norton treatment may be resumed at the full dose (150 mg twice daily in adult patients) or a reduced dose (100 mg twice daily in adult patients). If an adult patient does not tolerate 100 mg twice daily, treatment with Nintedanib Norton should be discontinued.

If diarrhoea, nausea and/or vomiting persist despite appropriate supportive care (including anti-emetic therapy), dose reduction or treatment interruption may be required. The treatment may be resumed at a reduced dose (100 mg twice daily in adult patients) or at the full dose (150 mg twice daily in adult patients). In case of persisting severe diarrhoea, nausea and/or vomiting despite symptomatic treatment, therapy with Nintedanib Norton should be discontinued (see section 4.4).

In case of interruptions due to aspartate aminotransferase (AST) or alanine aminotransferase (ALT) elevations > 3× upper limit of normal (ULN), once transaminases have returned to baseline values, treatment with Nintedanib Norton may be reintroduced at a reduced dose (100 mg twice daily in adult patients) which subsequently may be increased to the full dose (150 mg twice daily in adult patients) (see sections 4.4 and 4.8).

For specific dose reduction recommendations for the management of adverse reactions in paediatric population, see Table 1.

Children and adolescents from 6 to17 years old

- *- Treatment of clinically significant, progressive fibrosing interstitial lung diseases (ILDs)*
- *- Treatment of systemic sclerosis associated interstitial lung disease (SSc-ILD)*

Growth must be regularly monitored, and evaluation of epiphyseal growth plate alteration via annual bone imaging is recommended in patients with open epiphyses. Treatment interruption should be considered in patients who develop signs of growth impairment or epiphyseal growth plates alterations (see sections 4.4 and 4.8).

Oral dental examination must regularly be performed at least every 6 months until development of dentition is completed (see sections 4.4 and 4.8).

The recommended dose of Nintedanib Norton for paediatric patients aged 6 to 17 years of age is based on the patient's weight and is administered twice daily, approximately 12 hours apart (see Table 1). The dose should be adjusted according to weight as treatment progresses.

Table 1: Nintedanib Norton dose and reduced dose recommendation in milligrams (mg) by body weight in kilograms (kg) for paediatric patients aged 6 years to 17 years old

Weight range	Nintedanib Norton dose	Nintedanib Norton reduced dose*
13.5** - 22.9 kg	50 mg (two 25 mg capsules***) twice daily	25 mg (one 25 mg capsule***) twice daily
23.0 - 33.4 kg	75 mg (three 25 mg capsules***) twice daily	50 mg (two 25 mg capsules***) twice daily
33.5 - 57.4 kg	100 mg (one 100 mg capsule or four 25 mg capsules***) twice daily	75 mg (three 25 mg capsules***) twice daily
57.5 kg and above	150 mg (one 150 mg capsule or six 25 mg capsules***) twice daily	100 mg (one 100 mg capsule or four 25 mg capsules***) twice daily
***Reduced dose** is recommended in children and adolescents with mild hepatic impairment (Child Pugh A) and for the management of adverse reactions in the paediatric population. For more information on the management of adverse drug reactions, see above.		
****Weight below 13.5 kg**: Treatment should be interrupted in case the patient experiences a weight decrease below 13.5 kg.		
***** **25 mg capsules:** Other nintedanib-containing medicinal products are available at 25 mg strength.		

For dosages that cannot be achieved with this medicinal product, nintedanib-containing medicinal products in more suitable strengths are available.

Special populations

Elderly patients (≥ 65 years)
No overall differences in safety and efficacy were observed for elderly patients. No a-priori dose adjustment is required in elderly patients. Patients ≥ 75 years may be more likely to require dose reduction to manage adverse effects (see section 5.2).

Renal impairment
Adjustment of the starting dose in adult and paediatric patients with mild to moderate renal impairment is not required. The safety, efficacy, and pharmacokinetics of nintedanib have not been studied in adult and paediatric patients with severe renal impairment (< 30 mL/min creatinine clearance).

Hepatic impairment
In adult patients with mild hepatic impairment (Child Pugh A), the recommended dose of Nintedanib Norton is 100 mg twice daily approximately 12 hours apart. In paediatric patients with mild hepatic impairment (Child Pugh A), a reduced starting dose is recommended (see table 1). In adult and paediatric patients with mild hepatic impairment (Child Pugh A), treatment interruption or discontinuation for management of adverse reactions should be considered. The safety and efficacy of nintedanib have not been investigated in adult and paediatric patients with hepatic impairment classified as Child Pugh B and C. Treatment of adult and paediatric patients with moderate (Child Pugh B) and severe (Child Pugh C) hepatic impairment with nintedanib is not recommended (see section 5.2).

Paediatric population
The safety and efficacy of nintedanib have not been studied in paediatric patients below 6 years old. Therefore, treatment of children below 6 years old with Nintedanib Norton is not recommended. Nintedanib has not been studied in patients with a weight below 13.5 kg and therefore, it is not recommended in this population (see section 5.1).

Method of administration
Nintedanib Norton is for oral use. The capsules should be taken with food, swallowed whole with water, and should not be chewed. The capsule should not be opened or crushed (see section 6.6). Nintedanib Norton capsules may be taken with a small amount (one teaspoonful) of cold or room temperature soft food, such as apple sauce or chocolate pudding, and must be swallowed unchewed immediately, to ensure the capsule stays intact.

4.3 Contraindications

- Pregnancy (see section 4.6)
- Hypersensitivity to nintedanib, to peanut or soya, or to any of the excipients listed in section 6.1.

4.4 Special warnings and precautions for use

Gastrointestinal disorders

Diarrhoea
In the clinical trials, diarrhoea was the most frequent gastro-intestinal adverse reaction reported (see section 4.8). In most patients, the adverse reaction was of mild to moderate intensity and occurred within the first 3 months of treatment.

Serious cases of diarrhoea leading to dehydration and electrolyte disturbances have been reported in the post-marketing. Patients should be treated at first signs with adequate hydration and anti-diarrhoeal medicinal products, e.g. loperamide, and may require dose reduction or treatment interruption. Nintedanib treatment may be resumed at a reduced dose or at the full dose (see section 4.2). In case of persisting severe diarrhoea despite symptomatic treatment, therapy with nintedanib should be discontinued.

Nausea and vomiting
Nausea and vomiting were frequently reported gastrointestinal adverse reactions (see section 4.8). In most patients with nausea and vomiting, the event was of mild to moderate intensity. In clinical trials, nausea led to discontinuation of nintedanib in up to 2.1% of patients and vomiting led to discontinuation of nintedanib in up to 1.4% of patients.

If symptoms persist despite appropriate supportive care (including anti-emetic therapy), dose reduction or treatment interruption may be required. The treatment may be resumed at a reduced dose or at the full dose (see section 4.2 Dose adjustments). In case of persisting severe symptoms therapy with nintedanib should be discontinued.

Hepatic function
The safety and efficacy of nintedanib has not been studied in patients with moderate (Child Pugh B) or severe (Child Pugh C) hepatic impairment. Therefore, treatment with nintedanib is not recommended in such patients (see section 4.2). Based on increased exposure, the risk for adverse reactions may be increased in patients with mild hepatic impairment (Child Pugh A). Adult patients with mild hepatic impairment (Child Pugh A) should be treated with a reduced dose of nintedanib (see sections 4.2 and 5.2).
Cases of drug-induced liver injury have been observed with nintedanib treatment, including severe liver injury with fatal outcome. The majority of hepatic events occur within the first three months of treatment. Therefore, hepatic transaminase and bilirubin levels should be investigated before treatment initiation and during the first month of treatment with nintedanib. Patients should then be monitored at regular intervals during the subsequent two months of treatment and periodically thereafter, e.g. at each patient visit or as clinically indicated.

Elevations of liver enzymes (ALT, AST, blood alkaline phosphatase (ALKP), gamma-glutamyl- transferase (GGT), see section 4.8) and bilirubin were reversible upon dose reduction or interruption in the majority of cases. If transaminase (AST or ALT) elevations > 3× ULN are measured, dose reduction or interruption of the therapy with nintedanib is recommended and the patient should be monitored closely. Once transaminases have returned to baseline values, treatment with nintedanib may be resumed at the full dose or reintroduced at a reduced dose which subsequently may be increased to the full dose (see section 4.2 Dose adjustments). If any liver test elevations are associated with clinical signs or symptoms of liver injury, e.g. jaundice, treatment with nintedanib should be permanently discontinued. Alternative causes of the liver enzyme elevations should be investigated.

Adult patients with low body weight (< 65 kg), Asian and female patients have a higher risk of elevations of liver enzymes. Nintedanib exposure increased linearly with patient age, which may also result in a higher risk of developing liver enzyme elevations (see section 5.2). Close monitoring is recommended in patients with these risk factors.

Renal function
Cases of renal impairment/failure, in some cases with fatal outcome, have been reported with nintedanib use (see section 4.8). Patients should be monitored during nintedanib therapy, with particular attention to those patients exhibiting risk factors for renal impairment/failure. In case of renal impairment/failure, therapy adjustment should be considered (see section 4.2 Dose adjustments).

Haemorrhage

Vascular endothelial growth factor receptor (VEGFR) inhibition might be associated with an increased risk of bleeding. Patients at known risk for bleeding including patients with inherited predisposition to bleeding or patients receiving a full dose of anticoagulative treatment were not included in the clinical trials. Non- serious and serious bleeding events, some of which were fatal, have been reported in the post- marketing period (including patients with or without anticoagulant therapy or other medicinal products that could cause bleeding). Therefore, these patients should only be treated with nintedanib if the anticipated benefit outweighs the potential risk.

Arterial thromboembolic events

Patients with a recent history of myocardial infarction or stroke were excluded from the clinical trials. In the clinical trials in adult patients, arterial thromboembolic events were infrequently reported (nintedanib 2.5% versus placebo 0.7% for INPULSIS; nintedanib 0.9% versus placebo 0.9% for INBUILD; nintedanib 0.7% versus placebo 0.7% for SENSCIS). In the INPULSIS trials, a higher percentage of patients experienced myocardial infarctions in the nintedanib group (1.6%) compared to the placebo group (0.5%), while adverse events reflecting ischaemic heart disease were balanced between the nintedanib and placebo groups. In the INBUILD trial, myocardial infarction was observed with low frequency: nintedanib 0.9% versus placebo 0.9%. In the SENSCIS trial, myocardial infarction was observed with low frequency in the placebo group (0.7%) and not observed in the nintedanib group.
Caution should be used when treating patients at higher cardiovascular risk including known coronary artery disease. Treatment interruption should be considered in patients who develop signs or symptoms of acute myocardial ischemia.

Aneurysms and artery dissections

The use of VEGF pathway inhibitors in patients with or without hypertension may promote the formation of aneurysms and/or artery dissections. Before initiating nintedanib, this risk should be carefully considered in patients with risk factors such as hypertension or history of aneurysm.

Venous thromboembolism

In the clinical trials, no increased risk of venous thromboembolism was observed in nintedanib treated patients. Due to the mechanism of action of nintedanib patients might have an increased risk of thromboembolic events.

Gastrointestinal perforations and ischaemic colitis

In the clinical trials in adult patients, the frequency of patients with perforation was up to 0.3% in both treatment groups. Due to the mechanism of action of nintedanib, patients might have an increased risk of gastrointestinal perforations. Cases of gastrointestinal perforations and cases of ischaemic colitis, some of which were fatal, have been reported in the post-marketing period. Particular caution should be exercised when treating patients with previous abdominal surgery, previous history of peptic ulceration, diverticular disease or receiving concomitant corticosteroids or NSAIDs. Nintedanib should only be initiated at least 4 weeks after abdominal surgery. Therapy with nintedanib should be permanently discontinued in patients who develop gastrointestinal perforation or ischaemic colitis. Exceptionally, nintedanib can be reintroduced after complete resolution of ischaemic colitis and careful assessment of patient's condition and other risk factors.

Nephrotic range proteinuria and thrombotic microangiopathy

Very few cases of nephrotic range proteinuria with or without renal function impairment have been reported post-marketing. Histological findings in individual cases were consistent with glomerular microangiopathy with or without renal thrombi. Reversal of the symptoms has been observed after nintedanib was discontinued, with residual proteinuria in some cases. Treatment interruption should be considered in patients who develop signs or symptoms of nephrotic syndrome.

VEGF pathway inhibitors have been associated with thrombotic microangiopathy (TMA), including very few case reports for nintedanib. If laboratory or clinical findings associated with TMA occur in a patient receiving nintedanib, treatment with nintedanib should be discontinued and thorough evaluation for TMA should be completed.

Posterior reversible encephalopathy syndrome (PRES)

Some cases of posterior reversible encephalopathy syndrome (PRES) have been reported post- marketing.
PRES is a neurological disorder (confirmed with magnetic resonance imaging) which can present with headache, hypertension, visual disturbances, seizure, lethargy, confusion and other visual and neurologic disturbances, and can be fatal. PRES has been reported with other VEGF inhibitors.
If PRES is suspected, nintedanib treatment must be discontinued. Reinitiating nintedanib therapy in patients previously experiencing PRES is not known and should be left to the physician's recommendation.

Hypertension

Administration of nintedanib may increase blood pressure. Systemic blood pressure should be measured periodically and as clinically indicated.

Pulmonary hypertension
Data on the use of nintedanib in patients with pulmonary hypertension is limited. Patients with significant pulmonary hypertension (cardiac index ≤ 2 L/min/m^2, or parenteral epoprostenol/treprostinil, or significant right heart failure) were excluded from the INBUILD and SENSCIS trials.
Nintedanib should not be used in patients with severe pulmonary hypertension. Close monitoring is recommended in patients with mild to moderate pulmonary hypertension.

Wound healing complication
No increased frequency of impaired wound healing was observed in the clinical trials. Based on the mechanism of action nintedanib may impair wound healing. No dedicated studies investigating the effect of nintedanib on wound healing were performed. Treatment with nintedanib should therefore only be initiated or – in case of perioperative interruption – resumed based on clinical judgement of adequate wound healing.

Co-administration with pirfenidone
In a dedicated pharmacokinetic study, concomitant treatment of nintedanib with pirfenidone was investigated in patients with IPF. Based on these results, there is no evidence of a relevant pharmacokinetic drug-drug interaction between nintedanib and pirfenidone when administered in combination (see section 5.2). Given the similarity in safety profiles for both medicinal products, additive adverse reactions, including gastrointestinal and hepatic adverse events, may be expected. The benefit-risk balance of concomitant treatment with pirfenidone has not been established.

Effect on QT interval
No evidence of QT prolongation was observed for nintedanib in the clinical trial programme (Section 5.1). As some other tyrosine kinase inhibitors are known to exert an effect on QT, caution should be exercised when nintedanib is administered in patients who may develop QTc prolongation.

Allergic reaction
Dietary soya products are known to cause allergic reactions including severe anaphylaxis in persons with soya allergy (see section 4.3). Patients with known allergy to peanut protein carry an enhanced risk for severe reactions to soya preparations.

Paediatric population
Data on the use of nintedanib in paediatric patients is limited to a small subset of fibrosing interstitial lung diseases (see section 5.1). This subset does not cover all aetiologies associated with progressive fibrosing interstitial lung disease in paediatric patients.

There is greater uncertainty regarding the magnitude of treatment benefit in paediatric patients than in adults.

The above precautions for adult patients must also be followed for paediatric patients. For specific dose reduction recommendations in paediatric population, see Table 1.

Particularities for the paediatric population are detailed below:

Bone development and growth
Reversible epiphyseal growth plate alterations were observed in preclinical studies (see section 5.3). In the paediatric clinical trial, significant reductions in growth rate were not observed while receiving nintedanib. However, long term safety data in paediatric patients are not available.
Growth must be regularly monitored, and evaluation of epiphyseal growth plate alteration via annual bone imaging is recommended in patients with open epiphyses. Treatment interruption should be considered in patients who develop signs of growth impairment or epiphyseal growth plates alterations.

Tooth development disorders
Tooth development disorders were observed in preclinical studies (see section 5.3). In the paediatric clinical trial, the risk of tooth development disorders was not confirmed.
As a precautionary measure, oral dental examination must regularly be performed at least every 6 months until development of dentition is completed.

4.5 Interaction with other medicinal products and other forms of interaction

P-glycoprotein (P-gp)
Nintedanib is a substrate of P-gp (see section 5.2). Co-administration with the potent P-gp inhibitor ketoconazole increased exposure to nintedanib 1.61-fold based on AUC and 1.83-fold based on Cmax in a dedicated drug-drug interaction study. In a drug-drug interaction study with the potent P-gp inducer rifampicin, exposure to nintedanib decreased to 50.3% based on AUC and to 60.3% based on Cmax upon co-administration with rifampicin compared to administration of nintedanib alone. If co- administered with nintedanib potent P-gp inhibitors (e.g. ketoconazole, erythromycin or cyclosporine) may increase exposure to nintedanib. In such cases, patients should be monitored closely for tolerability of nintedanib. Management of adverse reactions may require interruption, dose reduction, or discontinuation of therapy with Nintedanib (see section 4.2).

Potent P-gp inducers (e.g. rifampicin, carbamazepine, phenytoin, and St. John's Wort) may decrease exposure to nintedanib. Selection of an alternate concomitant medicinal product with no or minimal P-gp induction potential should be considered.

Cytochrome (CYP)-enzymes
Only a minor extent of the biotransformation of nintedanib consisted of CYP pathways. Nintedanib and its metabolites, the free acid moiety BIBF 1202 and its glucuronide BIBF 1202 glucuronide, did not inhibit or induce CYP enzymes in preclinical studies (see section 5.2). The likelihood of drug-drug interactions with nintedanib based on CYP metabolism is therefore considered to be low.

Co-administration with other medicinal products
Co-administration of nintedanib with oral hormonal contraceptives did not alter the pharmacokinetics of oral hormonal contraceptives to a relevant extent (see section 5.2).

Co-administration of nintedanib with bosentan did not alter the pharmacokinetics of nintedanib (see section 5.2).

Paediatric population
Interaction studies have only been performed in adults.

4.6 Fertility, pregnancy and lactation

Women of childbearing potential / Contraception
Nintedanib may cause foetal harm in humans (see section 5.3). Women of childbearing potential should be advised to avoid becoming pregnant while receiving treatment with nintedanib and to use highly effective contraceptive methods at initiation of, during and at least 3 months after the last dose of nintedanib. Nintedanib does not relevantly affect the plasma exposure of ethinylestradiol and levonorgestrel (see section 5.2). The efficacy of oral hormonal contraceptives may be compromised by vomiting and/or diarrhoea or other conditions where the absorption may be affected. Women taking oral hormonal contraceptives experiencing these conditions should be advised to use an alternative highly effective contraceptive measure.

Pregnancy
There is no information on the use of nintedanib in pregnant women, but pre-clinical studies in animals have shown reproductive toxicity of this active substance (see section 5.3). As nintedanib may cause foetal harm also in humans, it must not be used during pregnancy (see section 4.3) and pregnancy testing must be conducted prior to treatment with nintedanib and during treatment as appropriate.

Female patients should be advised to notify their doctor or pharmacist if they become pregnant during therapy with nintedanib.

If the patient becomes pregnant while receiving nintedanib, treatment must be discontinued and she should be apprised of the potential hazard to the foetus.

Breast-feeding
There is no information on the excretion of nintedanib and its metabolites in human milk. Pre-clinical studies showed that small amounts of nintedanib and its metabolites (≤ 0.5% of the administered dose)
were secreted into milk of lactating rats. A risk to the newborns/infants cannot be excluded. Breast-feeding should be discontinued during treatment with nintedanib.

Fertility
Based on preclinical investigations there is no evidence for impairment of male fertility (see

section 5.3). From subchronic and chronic toxicity studies, there is no evidence that female fertility in rats is impaired at a systemic exposure level comparable with that at the maximum recommended human dose (MRHD) of 150 mg twice daily (see section 5.3).

4.7 Effects on ability to drive and use machines

Nintedanib has minor influence on the ability to drive and use machines. Patients should be advised to be cautious when driving or using machines during treatment with nintedanib.

4.8 Undesirable effects

Summary of the safety profile
In clinical trials and during the post-marketing experience, the most frequently reported adverse reactions associated with the use of nintedanib included diarrhoea, nausea and vomiting, abdominal pain, decreased appetite, weight decreased and hepatic enzyme increased.

For the management of selected adverse reactions see section 4.4.

Tabulated list of adverse reactions
Table 2 provides a summary of the adverse drug reactions (ADRs) by MedDRA System Organ Class (SOC) and frequency category using the following convention: very common (≥ 1/10), common (≥ 1/100 to < 1/10), uncommon (≥ 1/1 000 to < 1/100), rare (≥ 1/10 000 to < 1/1 000), very rare (< 1/10 000), not known (cannot be estimated from the available data).

Table 2: Summary of ADRs per frequency category

	Frequency		
System Organ Class preferred term	**Idiopathic pulmonary fibrosis**	**Other chronic fibrosing ILDs with a progressive phenotype**	**Systemic sclerosis associated interstitial lung disease**
Blood and lymphatic system disorders			
Thrombocytopenia	Uncommon	Uncommon	Uncommon
Metabolism and nutrition disorders			
Weight decreased	Common	Common	Common
Decreased appetite	Common	Very common	Common
Dehydration	Uncommon	Uncommon	Not known
Nervous system disorders			
Headache	Common	Common	Common
Posterior reversible encephalopathy syndrome	Not known	Not known	Not known
Cardiac disorders			
Myocardial infarction	Uncommon	Uncommon	Not known
Vascular disorders			
Bleeding (see section 4.4)	Common	Common	Common
Hypertension	Uncommon	Common	Common
Aneurysms and artery dissections	Not known	Not known	Not known
Gastrointestinal disorder			
Diarrhoea	Very common	Very common	Very common
Nausea	Very common	Very common	Very common
Abdominal pain	Very common	Very common	Very common
Vomiting	Common	Very common	Very common
Pancreatitis	Uncommon	Uncommon	Not known
Colitis	Uncommon	Uncommon	Uncommon

Hepatobiliary disorders			
Drug induced liver injury	Uncommon	Common	Uncommon
Hepatic enzyme increased	Very common	Very common	Very common
Alanine aminotransferase (ALT) increased	Common	Very common	Common
Aspartate aminotransferase (AST) increased	Common	Common	Common
Gamma glutamyl transferase (GGT) increased	Common	Common	Common
Hyperbilirubinaemia	Uncommon	Uncommon	Not known
Blood alkaline phosphatase (ALKP) increased	Uncommon	Common	Common
Skin and subcutaneous tissue disorders			
Rash	Common	Common	Uncommon
Pruritus	Uncommon	Uncommon	Uncommon
Alopecia	Uncommon	Uncommon	Not known
Renal and urinary disorders			
Renal failure (see section 4.4)	Not known	Not known	Uncommon
Proteinuria	Uncommon	Uncommon	Not known

Description of selected adverse reactions

Diarrhoea

In clinical trials (see section 5.1), diarrhoea was the most frequent gastro-intestinal event reported. In most patients, the event was of mild to moderate intensity. More than two thirds of patients experiencing diarrhoea reported its first onset already during the first three months of treatment. In most patients, the events were managed by anti-diarrhoeal therapy, dose reduction or treatment interruption (see section 4.4). An overview of the reported diarrhoea events in the clinical trials is listed in Table 3:

Table 3: Diarrhoea in clinical trials over 52 weeks

	INPULSIS		INBUILD		SENSCIS	
	Placebo	Nintedanib	Placebo	Nintedanib	Placebo	Nintedanib
Diarrhoea	18.4%	62.4%	23.9%	66.9%	31.6%	75.7%
Severe diarrhoea	0.5%	3.3%	0.9%	2.4%	1.0%	4.2%
Diarrhoea leading to nintedanib dose reduction	0%	10.7%	0.9%	16.0%	1.0%	22.2%
Diarrhoea leading to nintedanib discontinuation	0.2%	4.4%	0.3%	5.7%	0.3%	6.9%

Hepatic enzyme increased

In the INPULSIS trials, liver enzyme elevations (see section 4.4) were reported in 13.6% versus 2.6% of patients treated with nintedanib and placebo, respectively. In the INBUILD trial, liver enzyme elevations were reported in 22.6% versus 5.7% of patients treated with nintedanib and placebo, respectively. In the SENSCIS trial, liver enzyme elevations were reported in 13.2% versus 3.1% of patients treated with nintedanib and placebo, respectively. Elevations of liver enzymes were reversible and not associated with clinically manifest liver disease.

For further information about special populations, recommended measures and dosing adjustments in case of diarrhoea and hepatic enzyme increased, refer additionally to sections 4.4 and 4.2, respectively.

Bleeding

In clinical trials, the frequency of patients who experienced bleeding was slightly higher in patients treated with nintedanib or comparable between the treatment arms (nintedanib 10.3% versus placebo 7.8% for INPULSIS; nintedanib 11.1% versus placebo 12.7% for INBUILD; nintedanib 11.1% versus placebo 8.3% for SENSCIS). Non-serious epistaxis was the most frequent bleeding event reported. Serious bleeding events occurred with low frequencies in the 2 treatment groups (nintedanib 1.3% versus placebo 1.4% for INPULSIS; nintedanib 0.9% versus placebo 1.5% for INBUILD; nintedanib 1.4% versus placebo 0.7% for SENSCIS).
Post-marketing bleeding events include but are not limited to gastrointestinal, respiratory and central nervous organ systems, with the most frequent being gastrointestinal (see section 4.4).

Proteinuria
In clinical trials, the frequency of patients who experienced proteinuria was low and comparable between the treatment arms (nintedanib 0.8% versus placebo 0.5% for INPULSIS; nintedanib 1.5% versus placebo 1.8% for INBUILD; nintedanib 1.0% versus placebo 0.0% for SENSCIS). Nephrotic syndrome has not been reported in clinical trials. Very few cases of nephrotic range proteinuria with or without renal function impairment have been reported post-marketing. Histological findings in individual cases were consistent with glomerular microangiopathy with or without renal thrombi. Reversal of the symptoms has been observed after nintedanib was discontinued, with residual proteinuria in some cases. Treatment interruption should be considered in patients who develop signs or symptoms of nephrotic syndrome (see section 4.4).

Paediatric population
There are limited safety data for nintedanib in paediatric patients.
A total of 39 patients aged 6 to 17 years were treated in a randomised, double-blind, placebo- controlled trial of 24 weeks duration, followed by open label treatment with nintedanib of variable duration (see section 5.1). Consistent with the safety profile seen in adult patients with IPF, other chronic fibrosing ILDs with progressive phenotype and SSc-ILD, the most frequently reported adverse reactions with nintedanib during placebo-controlled period were diarrhoea (38.5%), vomiting (26.9%), nausea (19.2%), abdominal pain (19.2%), and headache (11.5%).

Hepatobiliary disorders reported with nintedanib during placebo-controlled period were liver injury (3.8 %) and increased liver function test (3.8 %). Due to limited data, it is uncertain if the risk for drug-induced liver injury is similar in children as compared to adults (see section 4.4).

Based on preclinical findings, bone, growth and teeth development were monitored as potential risks in the paediatric clinical trial (see sections 4.2, 4.4 and 5.3).

The percentage of patients with treatment-emergent pathological findings of epiphyseal growth plate, which was similar across the treatment groups at week 24 (7.7% in both treatment groups). Up to week 52, the percentage of patients with pathological findings was nintedanib/nintedanib: 11.5% and placebo/nintedanib: 15.4%.

The percentage of patients with treatment-emergent pathological findings on dental examination or imaging, which was 46.2% in the nintedanib group and 38.5% in the placebo group up to week 24. Up to week 52, the percentage of patients with pathological findings was nintedanib/nintedanib: 50.0% and placebo/nintedanib: 46.2%.

Long term safety data in paediatric patients are not available. There are uncertainties on the potential impact on growth, tooth development, puberty, and the risk of liver injury.

Reporting of suspected adverse reactions
Reporting suspected adverse reactions after authorisation of the medicinal product is important. It allows continued monitoring of the benefit/risk balance of the medicinal product. Healthcare professionals are asked to report any suspected adverse reactions via HPRA Pharmacovigilance
Website: www.hpra.ie.

4.9 Overdose

There is no specific antidote or treatment for nintedanib overdose. Two patients in the oncology programme had an overdose of maximum 600 mg twice daily up to eight days. Observed adverse reactions were consistent with the known safety profile of nintedanib, i.e. increased liver enzymes and gastrointestinal symptoms. Both patients recovered from these adverse reactions. In the INPULSIS trials, one patient was inadvertently exposed to a dose of 600 mg daily for a total of 21 days. A non-serious adverse event (nasopharyngitis) occurred and resolved during the period of incorrect dosing, with no onset of other reported events. In case of overdose, treatment should be interrupted and general supportive measures initiated as appropriate.

5 PHARMACOLOGICAL PROPERTIES

5.1 Pharmacodynamic properties

Pharmacotherapeutic group: Antineoplastic agents, protein kinase inhibitors, ATC code: L01EX09

Mechanism of action
Nintedanib is a small molecule tyrosine kinase inhibitor including the receptors platelet-derived growth factor receptor (PDGFR) α and β, fibroblast growth factor receptor (FGFR) 1-3, and VEGFR 1-3.
In addition, nintedanib inhibits Lck (lymphocyte-specific tyrosine-protein kinase), Lyn (tyrosine-protein kinase lyn), Src (proto-oncogene tyrosine-protein kinase src), and CSF1R (colony stimulating factor 1 receptor) kinases. Nintedanib binds competitively to the adenosine triphosphate (ATP) binding pocket of these kinases and blocks the intracellular signalling cascades, which have been demonstrated to be involved in the pathogenesis of fibrotic tissue remodelling in interstitial lung diseases.

Pharmacodynamic effects
In in vitro studies using human cells nintedanib has been shown to inhibit processes assumed to be involved in the initiation of the fibrotic pathogenesis, the release of pro-fibrotic mediators from peripheral blood monocytic cells and macrophage polarisation to alternatively activated macrophages. Nintedanib has been demonstrated to inhibit fundamental processes in organ fibrosis, proliferation and migration of fibroblasts and transformation to the active myofibroblast phenotype and secretion of extracellular matrix. In animal studies in multiple models of IPF, SSc/SSc-ILD, rheumatoid arthritis-associated-(RA-)ILD and other organ fibrosis, nintedanib has shown anti-inflammatory effects and anti-fibrotic effects in the lung, skin, heart, kidney, and liver. Nintedanib also exerted vascular activity. It reduced dermal microvascular endothelial cell apoptosis and attenuated pulmonary vascular remodelling by reducing the proliferation of vascular smooth muscle cells, the thickness of pulmonary vessel walls and percentage of occluded pulmonary vessels.

Clinical efficacy and safety

Idiopathic pulmonary fibrosis (IPF)

The clinical efficacy of nintedanib has been studied in patients with IPF in two phase III, randomised, double-blind, placebo-controlled studies with identical design (INPULSIS-1 (1 199.32) and INPULSIS-2 (1 199.34)). Patients with FVC baseline < 50% predicted or carbon monoxide diffusing capacity (DLCO, corrected for haemoglobin) < 30% predicted at baseline were excluded from the
trials. Patients were randomized in a 3:2 ratio to treatment with nintedanib 150 mg or placebo twice daily for 52 weeks.

The primary endpoint was the annual rate of decline in forced vital capacity (FVC). The key secondary endpoints were change from baseline in Saint George's Respiratory Questionnaire (SGRQ) total score at 52 weeks and time to first acute IPF exacerbation.

Annual rate of decline in FVC
The annual rate of decline of FVC (in mL) was significantly reduced in patients receiving nintedanib compared to patients receiving placebo. The treatment effect was consistent in both trials. See Table 4 for individual and pooled study results.

Table 4: Annual rate of decline in FVC (mL) in trials INPULSIS-1, INPULSIS-2 and their pooled data – treated set

	INPULSIS-1		INPULSIS-2		INPULSIS-1 and INPULSIS-2 pooled	
	Placebo	Nintedanib 150 mg twice daily	Placebo	Nintedanib 150 mg twice daily	Placebo	Nintedanib 150 mg twice daily
Number of analysed patients	204	309	219	329	423	638
Rate1 (SE) of decline over 52 weeks	-239.9 (18.71)	-114.7 (15.33)	-207.3 (19.31)	-113.6 (15.73)	-223.5 (13.45)	-113.6 (10.98)
Comparison vs placebo						
Difference[1]		125.3		93.7		109.9
95% CI		(77.7, 172.8)		(44.8, 142.7)		(75.9, 144.0)
p-value		< 0.0001		0.0002		< 0.0001

[1] Estimated based on a random coefficient regression model. CI: confidence interval

In a sensitivity analysis which assumed that in patients with missing data at week 52 the FVC decline after the last observed value would be the same as in all placebo patients, the adjusted difference in the annual rate of decline between nintedanib and placebo was 113.9 mL/year (95% CI 69.2, 158.5) in INPULSIS-1 and 83.3 mL/year (95% CI 37.6, 129.0) in INPULSIS-2.

See Figure 1 for the evolution of change from baseline over time in both treatment groups, based on the pooled analysis of studies INPULSIS-1 and INPULSIS-2.

Figure 1: Mean (SEM) observed FVC change from baseline (mL) over time, studies INPULSIS-1 and INPULSIS-2 pooled

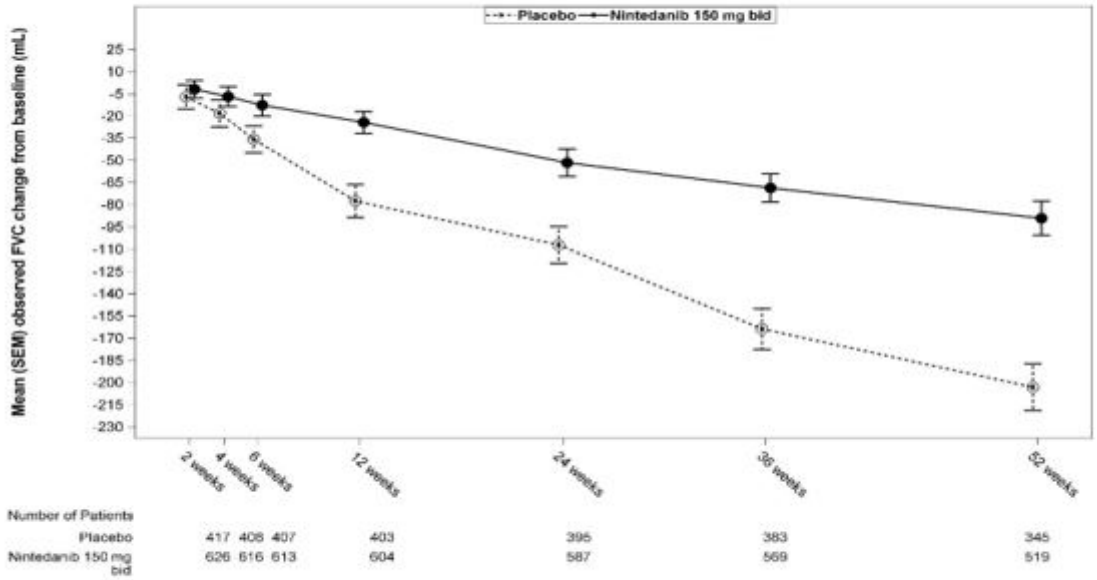

bid = twice daily

FVC responder analysis

In both INPULSIS trials, the proportion of FVC responders, defined as patients with an absolute decline in FVC % predicted no greater than 5% (a threshold indicative of the increasing risk of mortality in IPF), was significantly higher in the nintedanib group as compared to placebo. Similar results were observed in analyses using a conservative threshold of 10%. See Table 5 for individual and pooled study results.

Table 5: Proportion of FVC responders at 52 weeks in trials INPULSIS-1, INPULSIS-2 and their pooled data – treated set

	INPULSIS-1		INPULSIS-2		INPULSIS-1 and INPULSIS-2 pooled	
	Placebo	Nintedanib 150 mg twice daily	Placebo	Nintedanib 150 mg twice daily	Placebo	Nintedanib 150 mg twice daily
Number of analysed patients	204	309	219	329	423	638
5% threshold						
Number (%) of FVC responders[1]	78 (38.2)	163 (52.8)	86 (39.3)	175 (53.2)	164 (38.8)	338 (53.0)
Comparison vs placebo						
Odds ratio		1.85		1.79		1.84
95% CI		(1.28, 2.66)		(1.26, 2.55)		(1.43, 2.36)
p-value[2]		0.0010		0.0011		< 0.0001
10% threshold						
Number (%) of FVC responders[1]	116 (56.9)	218 (70.6)	140 (63.9)	229 (69.6)	256 (60.5)	447 (70.1)
Comparison vs placebo						
Odds ratio		1.91		1.29		1.58
95% CI		(1.32, 2.79)		(0.89, 1.86)		(1.21, 2.05)
p-value[2]		0.0007		0.1833		0.0007

[1] Responder patients are those with no absolute decline greater than 5% or greater than 10% in FVC % predicted, depending on the threshold and with an FVC evaluation at 52 weeks.

[2] Based on a logistic regression.

Time to progression (≥ 10% absolute decline of FVC % predicted or death)

In both INPULSIS trials, the risk of progression was statistically significantly reduced for patients treated with nintedanib compared with placebo. In the pooled analysis, the HR was 0.60 indicating a 40% reduction in the risk of progression for patients treated with nintedanib compared with placebo.

Table 6: Frequency of patients with ≥ 10% absolute decline of FVC % predicted or death over 52 weeks and time to progression in trials INPULSIS-1, INPULSIS-2, and their pooled data – treated set

	INPULSIS-1		INPULSIS-2		INPULSIS-1 and INPULSIS-2 pooled	
	Placebo	Nintedanib 150 mg twice daily	Placebo	Nintedanib 150 mg twice daily	Placebo	Nintedanib 150 mg twice daily
Number at risk	204	309	219	329	423	638
Patients with events, N (%)	83 (40.7)	75 (24.3)	92 (42.0)	98 (29.8)	175 (41.4)	173 (27.1)
Comparison vs placebo[1]						
p-value[2]		0.0001		0.0054		< 0.0001
Hazard ratio[3]		0.53		0.67		0.60
95% CI		(0.39, 0.72)		(0.51, 0.89)		(0.49, 0.74)

[1] Based on data collected up to 372 days (52 weeks + 7 day margin).

[2] Based on a Log-rank test.

[3] Based on a Cox's regression model.

Change from baseline in SGRQ total score at week 52

In the pooled analysis of the INPULSIS trials, the baseline SGRQ scores were 39.51 in the nintedanib group and 39.58 in the placebo group. The estimated mean change from baseline to week 52 in SGRQ total score was smaller in the nintedanib group (3.53) than in the placebo group (4.96), with a difference between the treatment groups of -1.43 (95% CI: -3.09, 0.23; p = 0.0923). Overall, the effect of nintedanib on health-related quality of life as measured by the SGRQ total score is modest, indicating less worsening compared to placebo.

Time to first acute IPF exacerbation

In the pooled analysis of the INPULSIS trials, a numerically lower risk of first acute exacerbation was observed in patients receiving nintedanib compared to placebo. See Table 7 for individual and pooled study results.

Table 7: Frequency of patients with acute IPF exacerbations over 52 weeks and time to first exacerbation analysis based on investigator-reported events in trials INPULSIS-1, INPULSIS-2, and their pooled data – treated set

	INPULSIS-1		INPULSIS-2		INPULSIS-1 and INPULSIS-2 pooled	
	Placebo	Nintedanib 150 mg twice daily	Placebo	Nintedanib 150 mg twice daily	Placebo	Nintedanib 150 mg twice daily
Number at risk	204	309	219	329	423	638
Patients with events, N (%)	11 (5.4)	19 (6.1)	21 (9.6)	12 (3.6)	32 (7.6)	31 (4.9)
Comparison vs placebo[1]						
p-value[2]		0.6728		0.0050		0.0823
Hazard ratio[3]		1.15		0.38		0.64
95% CI		(0.54, 2.42)		(0.19, 0.77)		(0.39, 1.05)

[1] Based on data collected up to 372 days (52 weeks + 7-day margin).
[2] Based on a Log-rank test.
[3] Based on a Cox's regression model.

In a pre-specified sensitivity analysis, the frequency of patients with at least 1 adjudicated exacerbation occurring within 52 weeks was lower in the nintedanib group (1.9% of patients) than in the placebo group (5.7% of patients). Time to event analysis of the adjudicated exacerbation events using pooled data yielded a hazard ratio (HR) of 0.32 (95% CI 0.16, 0.65; p = 0.0010).

Survival analysis

In the pre-specified pooled analysis of survival data of the INPULSIS trials, overall mortality over 52 weeks was lower in the nintedanib group (5.5%) compared with the placebo group (7.8%). The analysis of time to death resulted in a HR of 0.70 (95% CI 0.43, 1.12; p = 0.1399). The results of all survival endpoints (such as on-treatment mortality and respiratory mortality) showed a consistent numerical difference in favour of nintedanib.

Table 8: All-cause mortality over 52 weeks in trials INPULSIS-1, INPULSIS-2, and their pooled data – treated set

	INPULSIS-1		INPULSIS-2		INPULSIS-1 and INPULSIS-2 pooled	
	Placebo	Nintedanib 150 mg twice daily	Placebo	Nintedanib 150 mg twice daily	Placebo	Nintedanib 150 mg twice daily
Number at risk	204	309	219	329	423	638
Patients with events, N (%)	13 (6.4)	13 (4.2)	20 (9.1)	22 (6.7)	33 (7.8)	35 (5.5)
Comparison vs placebo[1]						
p-value[2]		0.2880		0.2995		0.1399
Hazard ratio[3]		0.63		0.74		0.70
95% CI		(0.29, 1.36)		(0.40, 1.35)		(0.43, 1.12)

[1]Based on data collected up to 372 days (52 weeks + 7-day margin).
[2]Based on a Log-rank test.
[3]Based on a Cox's regression model.

Long-term treatment with nintedanib in patients with IPF (INPULSIS-ON)

An open-label extension trial of nintedanib included 734 patients with IPF. Patients who completed the 52-week treatment period in an INPULSIS trial received open-label nintedanib treatment in the extension trial INPULSIS-ON. Median exposure time for patients treated with nintedanib in both the INPULSIS and INPULSIS-ON trials was 44.7 months (range 11.9-68.3). The exploratory efficacy endpoints included the annual rate of decline in FVC over 192 weeks which was -135.1 (5.8) mL/year in all

patients treated and were consistent with the annual rate of FVC decline in patients treated with nintedanib in the INPULSIS phase III trials (-113.6 mL per year). The adverse event profile of nintedanib in INPULSIS-ON was consistent to that in the INPULSIS phase III trials.

IPF patients with advanced lung function impairment (INSTAGE)
INSTAGE was a multicentre, multinational, prospective, randomised, double-blind, parallel-group clinical trial in IPF patients with advanced lung function impairment (DLCO ≤ 35% predicted) for 24 weeks. 136 patients were treated with nintedanib monotherapy. Primary endpoint result showed a reduction of St Georges Respiratory Questionnaire (SGRQ) total score by -0.77 units at week W12, based on adjusted mean change from baseline. A post hoc comparison demonstrated that the decline in FVC in these patients was consistent with the decline in FVC in patients with less advanced disease and treated with nintedanib in the INPULSIS phase III trials.
The safety and tolerability profile of nintedanib in IPF patients with advanced lung function impairment was consistent with that seen in the INPULSIS phase III trials.

Additional data from the phase IV INJOURNEY trial with nintedanib 150 mg twice daily and add-on pirfenidone
Concomitant treatment with nintedanib and pirfenidone has been investigated in an exploratory open- label, randomised trial of nintedanib 150 mg twice daily with add-on pirfenidone (titrated to 801 mg three times a day) compared to nintedanib 150 mg twice daily alone in 105 randomised patients for 12 weeks. The primary endpoint was the percentage of patients with gastrointestinal adverse events from baseline to week 12. Gastrointestinal adverse events were frequent and in line with the established safety profile of each component. Diarrhoea, nausea and vomiting were the most frequent adverse events reported in patients, treated with pirfenidone added to nintedanib versus nintedanib alone, respectively.

Mean (SE) absolute changes from baseline in FVC at week 12 were -13.3 (17.4) mL in patients treated with nintedanib with add-on pirfenidone (n = 48) compared to -40.9 (31.4) mL in patients treated with nintedanib alone (n = 44).

Other chronic fibrosing interstitial lung diseases (ILDs) with a progressive phenotype

The clinical efficacy of nintedanib has been studied in patients with other chronic fibrosing ILDs with a progressive phenotype in a double-blind, randomised, placebo-controlled phase III trial (INBUILD). Patients with IPF were excluded. Patients with a clinical diagnosis of a chronic fibrosing ILD were selected if they had relevant fibrosis (greater than 10% fibrotic features) on HRCT and presented with clinical signs of progression (defined as FVC decline ≥ 10%, FVC decline ≥ 5% and < 10% with worsening symptoms or imaging, or worsening symptoms and worsening imaging all in the 24 months prior to screening). Patients were required to have an FVC greater than or equal to 45% of predicted and a DLCO 30% to less than 80% of predicted. Patients were required to have progressed despite management deemed appropriate in clinical practice for the patient's relevant ILD.

A total of 663 patients were randomised in a 1:1 ratio to receive either nintedanib 150 mg bid or matching placebo for at least 52 weeks. The median nintedanib exposure over the whole trial was 17.4 months and the mean nintedanib exposure over the whole trial was 15.6 months. Randomisation was stratified based on HRCT fibrotic pattern as assessed by central readers. 412 patients with HRCT with usual interstitial pneumonia (UIP)-like fibrotic pattern and 251 patients with other HRCT fibrotic patterns were randomised. There were 2 co-primary populations defined for the analyses in this trial: all patients (the overall population) and patients with HRCT with UIP-like fibrotic pattern. Patients with other HRCT fibrotic patterns represented the 'complementary' population.

The primary endpoint was the annual rate of decline in forced vital capacity (FVC) (in mL) over 52 weeks. Main secondary endpoints were absolute change from baseline in King's Brief Interstitial Lung Disease Questionnaire (K-BILD) total score at week 52, time to first acute ILD exacerbation or death over 52 weeks, and time to death over 52 weeks.

Patients had a mean (standard deviation [SD, Min-Max]) age of 65.8 (9.8, 27-87) years and a mean FVC percent predicted of 69.0% (15.6, 42-137). The underlying clinical ILD diagnoses in groups represented in the trial were hypersensitivity pneumonitis (26.1%), autoimmune ILDs (25.6%), idiopathic nonspecific interstitial pneumonia (18.9%), unclassifiable idiopathic interstitial pneumonia (17.2%), and other ILDs (12.2%).
The INBUILD trial was not designed or powered to provide evidence for a benefit of nintedanib in specific diagnostic subgroups. Consistent effects were demonstrated in subgroups based on the ILD diagnoses. The experience with nintedanib in very rare progressive fibrosing ILDs is limited.

Annual rate of decline in FVC
The annual rate of decline in FVC (in mL) over 52 weeks was significantly reduced by 107.0 mL in patients receiving nintedanib compared to patients receiving placebo (Table 9) corresponding to a relative treatment effect of 57.0%.

Table 9: Annual rate of decline in FVC (mL) over 52 weeks

	Placebo	nintedanib 150 mg twice daily
Number of analysed patients	331	332
Rate[1] (SE) of decline over 52 weeks	-187.8 (14.8)	-80.8 (15.1)
Comparison vs placebo		
Difference[1]		107.0
95% CI		(65.4, 148.5)
p-value		< 0.0001

[1] Based on a random coefficient regression with fixed categorical effects of treatment, HRCT pattern, fixed continuous effects of time, baseline FVC [mL], and including treatment-by-time and baseline-by-time interactions

Similar results were observed in the co-primary population of patients with HRCT with UIP-like fibrotic pattern. The treatment effect was consistent in the complementary population of patients with other HRCT fibrotic patterns (interaction p-value 0.2268) (Figure 2).

Figure 2: Forest plot of the annual rate of decline in FVC (mL) over 52 weeks in the patient populations

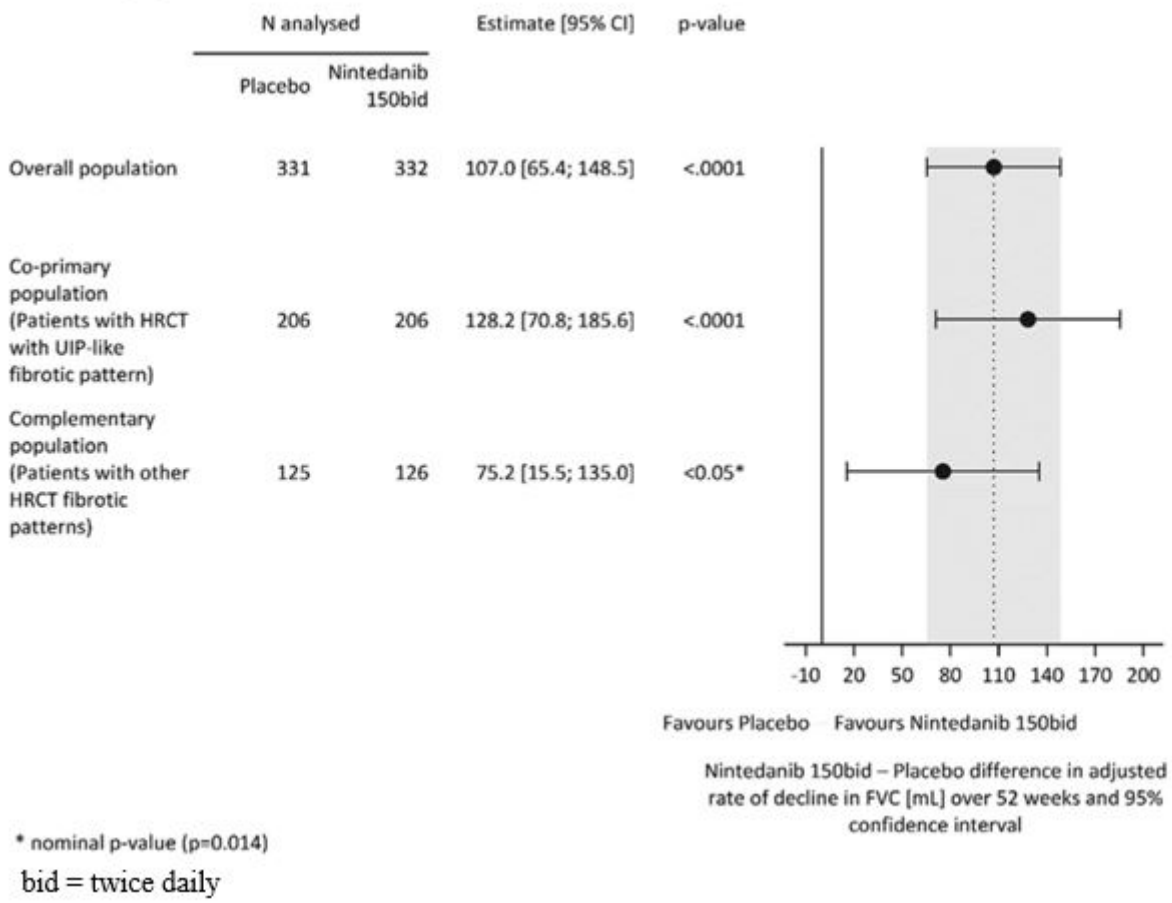

* nominal p-value (p=0.014)

bid = twice daily

The results of the effect of nintedanib in reducing the annual rate of decline in FVC were confirmed by all pre-specified sensitivity analyses and consistent results were observed in the pre-specified efficacy subgroups: gender, age group, race, predicted baseline FVC %, and original underlying clinical ILD diagnosis in groups.

Figure 3 shows the evolution of change in FVC from baseline over time in the treatment groups.

Figure 3: Mean (SEM) observed FVC change from baseline (mL) over 52 weeks

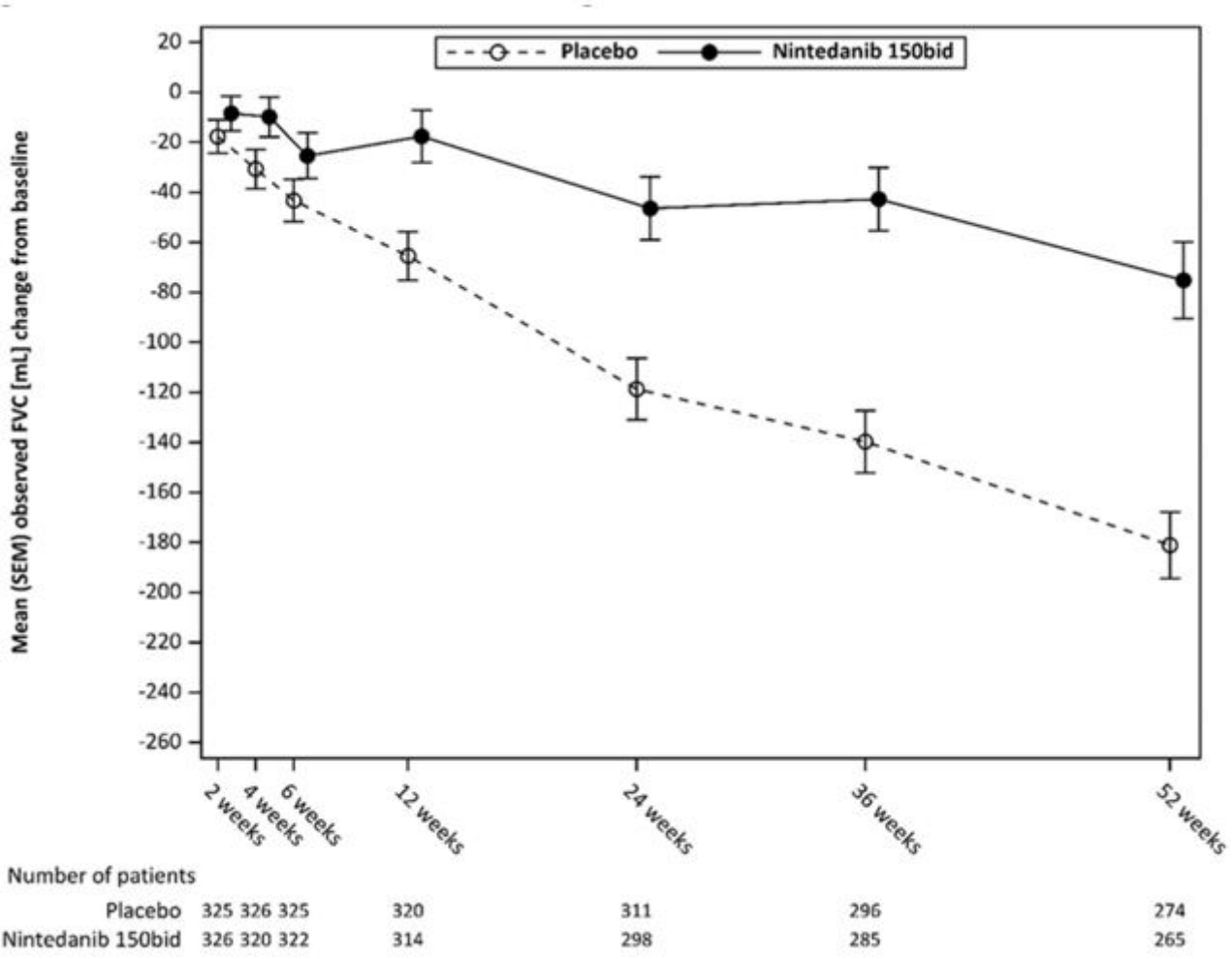

bid = twice daily

In addition, favourable effects of nintedanib were observed on the adjusted mean absolute change from baseline in FVC % predicted at week 52. The adjusted mean absolute change from baseline to week 52 in FVC % predicted was lower in the nintedanib group (-2.62%) than in the placebo group (-5.86%). The adjusted mean difference between the treatment groups was 3.24 (95% CI: 2.09, 4.40, nominal p< 0.0001).

FVC responder analysis

The proportion of FVC responders, defined as patients with a relative decline in FVC % predicted no greater than 5%, was higher in the nintedanib group as compared to placebo. Similar results were observed in analyses using a threshold of 10% (Table 10).

Table 10: Proportion of FVC responders at 52 weeks in INBUILD

	Placebo	Nintedanib 150 mg twice daily
Number of analysed patients	331	332
5% threshold		
Number (%) of FVC responders1	104 (31.4)	158 (47.6)
Comparison vs placebo		
Odds ratio[2]		2.01
95% CI		(1.46, 2.76)
Nominal p-value		< 0.0001
10% threshold		
Number (%) of FVC responders1	169 (51.1)	197 (59.3)
Comparison vs placebo		
Odds ratio[2]		1.42
95% CI		(1.04, 1.94)
Nominal p-value		0.0268

[1] Responder patients are those with no relative decline greater than 5% or greater than 10% in FVC % predicted, depending on the threshold and with an FVC evaluation at 52 weeks (patients with missing data at week 52 were considered as non-responders).

[2] Based on a logistic regression model with continuous covariate baseline FVC % predicted and binary covariate HRCT pattern

Time to first acute ILD exacerbation or death

Over the whole trial, the proportion of patients with at least one event of first acute ILD exacerbation or death was 13.9% in the nintedanib group and 19.6% in the placebo group. The HR was 0.67 (95% CI: 0.46, 0.98; nominal p = 0.0387), indicating a 33% reduction in the risk of first acute ILD exacerbation or death in patients receiving nintedanib compared to placebo (Figure 4).

Figure 4: Kaplan-Meier plot of time to first acute ILD exacerbation or death over the whole trial

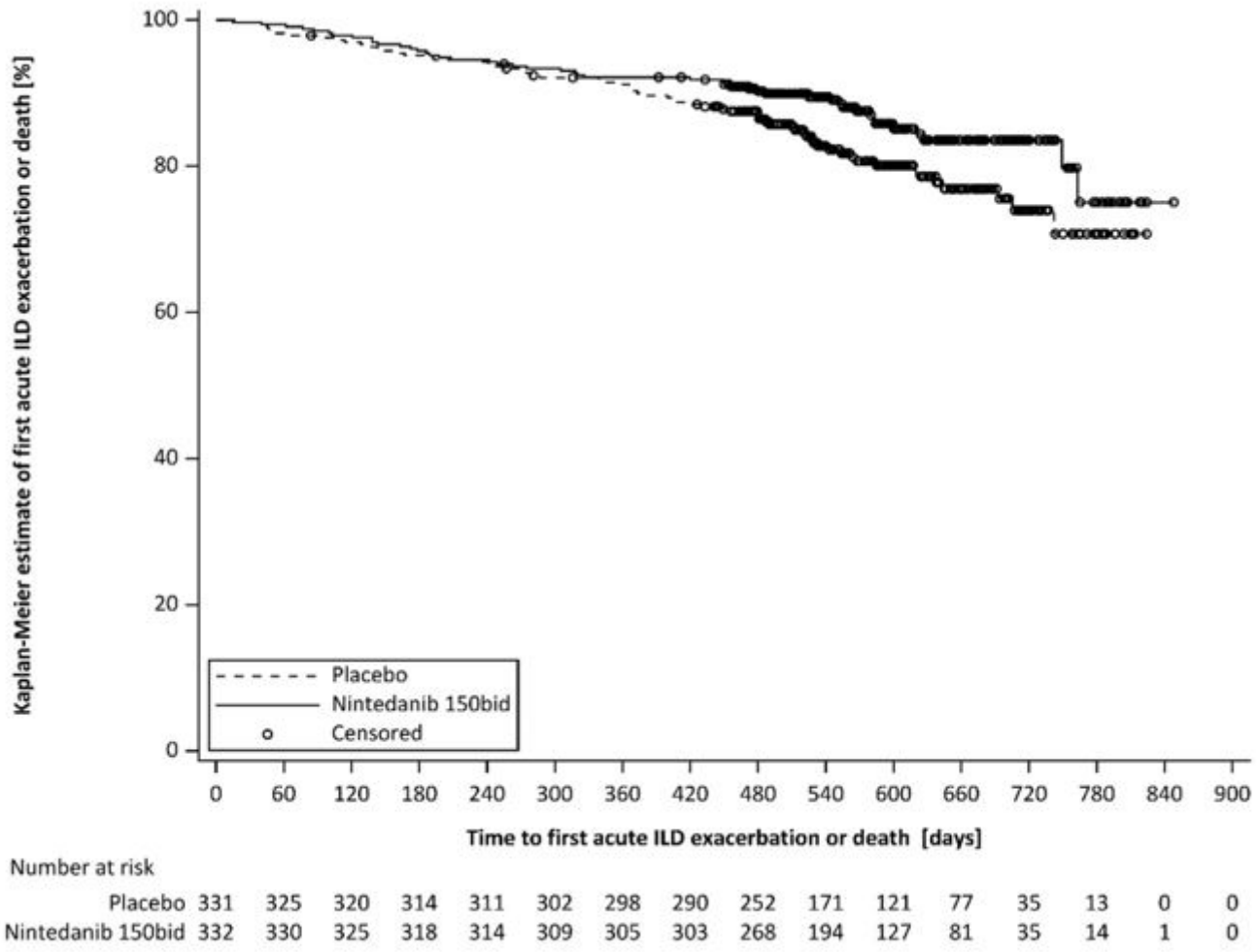

bid = twice daily

Survival analysis

The risk of death was lower in the nintedanib group compared to the placebo group. The HR was 0.78 (95% CI: 0.50, 1.21; nominal p = 0.2594), indicating a 22% reduction in the risk of death in patients receiving nintedanib compared to placebo.

Time to progression (≥ 10% absolute decline of FVC % predicted) or death

In the INBUILD trial, the risk of progression (≥ 10% absolute decline of FVC % predicted) or death was reduced for patients treated with nintedanib. The proportion of patients with an event was 40.4% in the nintedanib group and 54.7% in the placebo group. The HR was 0.66 (95% CI: 0.53, 0.83; p = 0.0003), indicating a 34% reduction of the risk of progression (≥ 10% absolute decline of FVC % predicted) or death in patients receiving nintedanib compared to placebo.

Quality of life

The adjusted mean change from baseline in K-BILD total score at week 52 was -0.79 units in the placebo group and 0.55 in the nintedanib group. The difference between the treatment groups was 1.34 (95% CI: -0.31, 2.98; nominal p = 0.1115).

The adjusted mean absolute change from baseline in Living with Pulmonary Fibrosis (L-PF) symptoms dyspnoea domain score at week 52 was 4.28 in the nintedanib group compared with 7.81 in the placebo group. The adjusted mean difference between the groups in favour of nintedanib was -3.53 (95% CI: -6.14, -0.92; nominal p = 0.0081). The adjusted mean absolute change from baseline in L-PF Symptoms cough domain score at week 52 was -1.84 in the nintedanib group compared with 4.25 in the placebo group. The adjusted mean difference between the groups in favour of nintedanib was -6.09 (95% CI: -9.65, -2.53; nominal p = 0.0008).

Systemic sclerosis associated interstitial lung disease (SSc-ILD)

The clinical efficacy of nintedanib has been studied in patients with SSc-ILD in a double-blind, randomised, placebo-controlled phase III trial (SENSCIS). Patients were diagnosed with SSc-ILD based upon the 2013 American College of Rheumatology / European League Against Rheumatism classification criteria for SSc and a chest high resolution computed tomography (HRCT) scan conducted within the previous 12 months. A total of 580 patients were randomised in a 1:1 ratio to receive either nintedanib 150 mg bid or matching placebo for at least 52 weeks, of which 576 patients were treated. Randomisation was

stratified by antitopoisomerase antibody status (ATA). Individual patients stayed on blinded trial treatment for up to 100 weeks (median nintedanib exposure 15.4 months; mean nintedanib exposure 14.5 months).

The primary endpoint was the annual rate of decline in FVC over 52 weeks. Key secondary endpoints were absolute change from baseline in the modified Rodnan Skin Score (mRSS) at week 52 and absolute change from baseline in the Saint George's Respiratory Questionnaire (SGRQ) total score at week 52.

In the overall population, 75.2% of the patients were female. The mean (standard deviation [SD, Min- Max]) age was 54.0 (12.2, 20-79) years. Overall, 51.9% of patients had diffuse cutaneous systemic sclerosis (SSc) and 48.1% had limited cutaneous SSc. The mean (SD) time since first onset of a non- Raynaud symptom was 3.49 (1.7) years. 49.0% of patients were on stable therapy with mycophenolate at baseline (46.5% mycophenolate mofetil, 1.9% mycophenolate sodium, 0.5% mycophenolic acid). The safety profile in patients with or without mycophenolate at baseline was comparable.

Annual rate of decline in FVC
The annual rate of decline of FVC (mL) over 52 weeks was significantly reduced by 41.0 mL in patients receiving nintedanib compared to patients receiving placebo (Table 11) corresponding to a relative treatment effect of 43.8%.

Table 11: Annual rate of decline in FVC (mL) over 52 weeks

	Placebo	Nintedanib 150 mg twice daily
Number of analysed patients	288	287
Rate[1] (SE) of decline over 52 weeks	-93.3 (13.5)	-52.4 (13.8)
Comparison vs placebo		
Difference[1]		41.0
95% CI		(2.9, 79.0)
p-value		< 0.05

[1] Based on a random coefficient regression with fixed categorical effects of treatment, ATA status, gender, fixed continuous effects of time, baseline FVC [mL], age, height, and including treatment-by-time and baseline-by-time interactions. Random effect was included for patient specific intercept and time. Within- patient errors were modelled by an unstructured variance-covariance matrix. Inter-individual variability was modelled by a variance-components variance-covariance matrix.

The effect of nintedanib in reducing the annual rate of decline in FVC was similar across pre-specified sensitivity analyses and no heterogeneity was detected in pre-specified subgroups (e.g. by age, gender, and mycophenolate use).

In addition, similar effects were observed on other lung function endpoints, e.g absolute change from baseline in FVC in mL at week 52 (Figure 5 and Table 12) and rate of decline in FVC in % predicted over 52 weeks (Table 13) providing further substantiation of the effects of nintedanib on slowing progression of SSc-ILD. Furthermore, fewer patients in the nintedanib group had an absolute FVC decline > 5% predicted (20.6% in the nintedanib group vs. 28.5% in the placebo group, OR = 0.65, p = 0.0287). The relative FVC decline in mL > 10% was comparable between both groups (16.7% in the nintedanib group vs. 18.1% in the placebo group, OR = 0.91, p = 0.6842). In these analyses, missing FVC values at week 52 were imputed with the patient's worst value on treatment.

An exploratory analysis of data up to 100 weeks (maximum treatment duration in SENSCIS) suggested that the on treatment effect of nintedanib on slowing progression of SSc-ILD persisted beyond 52 weeks.

Figure 5: Mean (SEM) observed FVC change from baseline (mL) over 52 weeks

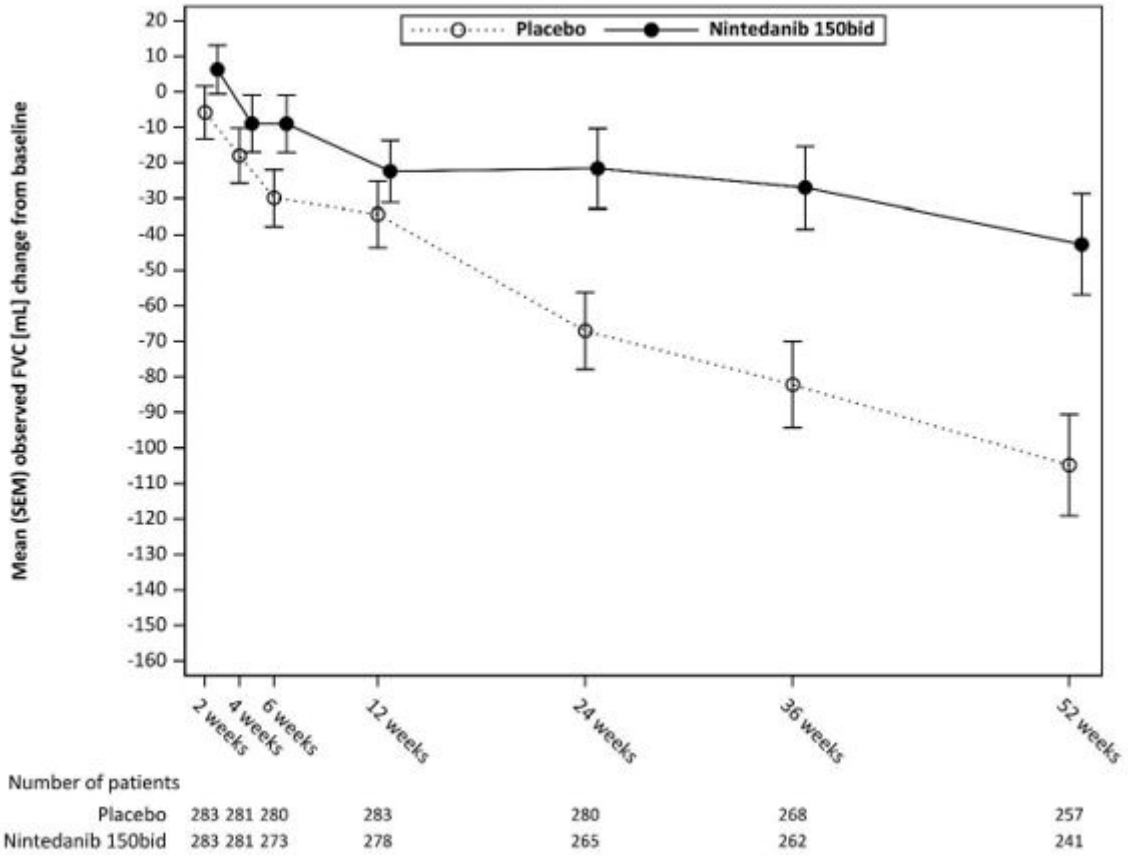

bid = twice daily

Table 12: Absolute change from baseline in FVC (mL) at week 52

	Placebo	Nintedanib 150 mg twice daily
Number of analysed patients	288	288
Mean (SD) at Baseline	2 541.0 (815.5)	2 458.5 (735.9)
Mean1 (SE) change from baseline at week 52	-101.0 (13.6)	-54.6 (13.9)
Comparison vs placebo		
Mean1		46.4
95% CI		(8.1, 84.7)
p-value		< 0.05

1 Based on Mixed Model for Repeated Measures (MMRM), with fixed categorical effects of ATA status, visit, treatment-by-visit interaction, baseline-by-visit interaction age, gender and height. Visit was the repeated measure. Within-patient errors were modelled by unstructured variance-covariance structure. Adjusted mean was based on all analysed patients in the model (not only patients with a baseline and measurement at
week 52).

Table 13: Annual rate of decline in FVC (% predicted) over 52 weeks

	Placebo	Nintedanib 150 mg twice daily
Number of analysed patients	288	287
Rate1 (SE) of decline over 52 weeks	-2.6 (0.4)	-1.4 (0.4)
Comparison vs placebo		
Difference1		1.15
95% CI		(0.09, 2.21)
p-value		< 0.05

1 Based on a random coefficient regression with fixed categorical effects of treatment, ATA status, fixed continuous effects of time, baseline FVC [% pred], and including treatment-by-time and baseline-by-time interactions. Random effect was included

for patient specific intercept and time. Within-patient errors were modelled by an unstructured variance-covariance matrix. Inter-individual variability was modelled by a variance-components variance-covariance matrix

Change from baseline in Modified Rodnan Skin Score (mRSS) at week 52
The adjusted mean absolute change from baseline in mRSS at week 52 was comparable between the nintedanib group (-2.17 (95% CI -2.69, -1.65)) and the placebo group (-1.96 (95% CI -2.48, -1.45)). The adjusted mean difference between the treatment groups was -0.21 (95% CI -0.94, 0.53; p = 0.5785).

Change from baseline in St. George's Respiratory Questionnaire (SGRQ) total score at week 52
The adjusted mean absolute change from baseline in SGRQ total score at week 52 was comparable between the nintedanib group (0.81 (95% CI -0.92, 2.55)) and the placebo group (-0.88 (95% CI -2.58, 0.82)). The adjusted mean difference between the treatment groups was 1.69 (95% CI -0.73, 4.12; p = 0.1711).

Survival analysis
Mortality over the whole trial was comparable between the nintedanib group (N = 10; 3.5%) and the placebo group (N = 9; 3.1%). The analysis of time to death over the whole trial resulted in a HR of 1.16 (95% CI 0.47, 2.84; p = 0.7535).

QT interval
In a dedicated study in renal cell cancer patients, QT/QTc measurements were recorded and showed that a single oral dose of 200 mg nintedanib as well as multiple oral doses of 200 mg nintedanib administered twice daily for 15 days did not prolong the QTcF interval.

Paediatric population
Clinically significant, progressive fibrosing interstitial lung diseases (ILDs) and systemic sclerosis associated interstitial lung disease (SSc-ILD) in children and adolescents from 6 to 17 years old

The clinical safety and efficacy of nintedanib in children and adolescents from 6 to 17 years with clinically significant fibrosing interstitial lung diseases (ILDs) has been studied in an exploratory randomised, double-blind, placebo-controlled phase III trial (InPedILD 1199.337).

Patients were randomised in a 2:1 ratio to receive either nintedanib twice daily (doses adjusted for weight, including the use of a 25 mg capsule) or matching placebo for 24 weeks, followed by open label treatment with nintedanib of variable duration. The use of standard of care as deemed clinically indicated by the treating physician was allowed.

The primary objectives of the InPedILD trial were to evaluate the dose-exposure and safety of nintedanib in children and adolescents with clinically significant fibrosing ILD. Efficacy was evaluated as a secondary objective only.

The InPedILD trial enrolled children and adolescents aged 6 to 17 years with clinically significant fibrosing ILD and FVC of at least 25% predicted. Patients were classified as having fibrosing ILD based on evidence of fibrosis on two HRCT scans (with one HRCT scan conducted within the previous 12 months) or evidence of fibrosis on lung biopsy and one HRCT scan conducted within the previous 12 months.

Clinically significant disease was defined as a Fan score ≥3 or documented evidence of clinical progression over any time frame. Evidence of clinical progression was based on a relative decline in FVC ≥10% predicted, a relative decline in FVC of 5–10% predicted with worsening symptoms, worsening fibrosis on HRCT or other measures of clinical worsening attributed to progressive pulmonary fibrosis (e.g. increased oxygen requirement, decreased diffusion capacity) although this was not a requirement for enrolment for patients with a Fan score of ≥3.

In total, 39 patients were randomised (61.5% female). Baseline characteristics:

- 6-11 years: 12 patients, 12-17 years: 27 patients. The mean [standard deviation (SD)] age was 12.6 (3.3) years.
- Mean (SD) weight was 42.2 kg (17.8 kg); 6-11 years: 26.6 kg (10.4 kg), 12-17 years: 49.1 kg (16.0 kg).
- The overall baseline mean BMI-for-age-Z-score (SD) was −0.6 (1.8).
- The overall mean FVC Z-score (SD) at baseline was -3.5 (1.9).

The most frequent single underlying ILD diagnoses of enrolled patients were:

'Surfactant protein deficiency' (nintedanib: 26.9%, placebo: 38.5%),
'Systemic sclerosis' (nintedanib: 15.4%, placebo: 23.1%),
'Toxic/radiation/drug-induced pneumonitis' (nintedanib: 11.5%, placebo 7.7%),
Chronic hypersensitivity pneumonitis was reported for 2 patients (nintedanib: 7.7%).
The remaining underlying ILD diagnoses reported for 1 patient each were

- Post-HSCT fibrosis,
- Juvenile RA,
- Juvenile idiopathic arthritis,
- Dermatomyositis (DM),
- Desquammative Interstitial Pneumonitis,
- Influenza H1N1,
- Unclear (Chronic Diffuse Pulmonary Lung Disease),
- Copa Syndrome,
- Copa Gene Mutation,
- Undifferentiated Connective Tissue Disease,
- Post- Infectious Bronchiolitis Obliterans,
- Unspecified ILD,
- Idiopathic,
- Sting-associated Vasculopathy.

The primary endpoint results were:

- **Exposure to nintedanib:**
    - The exposure to nintedanib described as AUCτ,ss based on sampling at steady state was broadly similar in children and adolescents and comparable to the AUCτ,ss observed in adults (see section 5.2).
- **Treatment-Emergent Adverse Events (Week 24):**
    - Nintedanib group: 84.6% of patients (6-11 years: 75.0%, 12-17 years: 88.9%)
    - Placebo group: 84.6% of patients (6-11 years: 100%, 12-17 years: 77.8%)

Change from baseline in Forced Vital Capacity FVC % predicted was investigated as a secondary efficacy endpoint. Results (Figure 6):

- **Week 24**
    - Nintedanib group: Adjusted mean change = 0.31 (95% CI -2.36, 2.98)
    - Placebo group: Adjusted mean change = -0.89 (95% CI -4.61, 2.82)
    - Difference in FVC % predicted 1.21 (95% CI -3.40, 5.81) in favour of nintedanib
- **Week 52:**
    - Randomised Nintedanib group: Adjusted mean change =0.79 (95% CI -2.95, 4.53)
    - Randomised Placebo group: Adjusted mean change = -0.98 (95% CI: -6.26, 4.30)

For the FVC % predicted endpoint and a number of other exploratory efficacy endpoints, high variability in response to treatment with nintedanib was observed amongst paediatric patients.

Figure 6: Adjusted mean (SE) of absolute change from baseline in FVC% predicted over 52 weeks - treated set

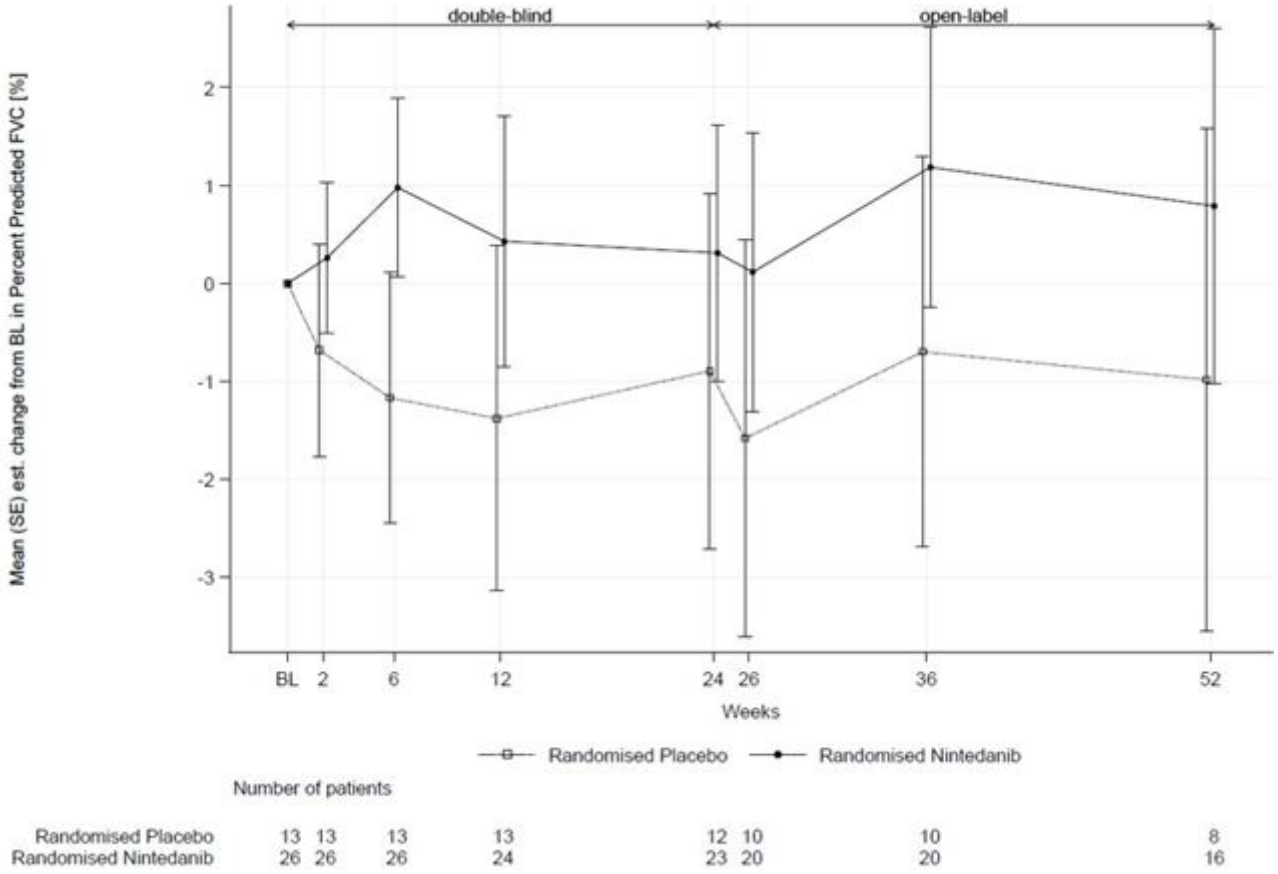

* After 24 weeks of treatment, all patients received nintedanib in the open-label part of the trial.

The European Medicines Agency has waived the obligation to submit the results of studies with nintedanib in all subsets of the paediatric population in IPF.
The European Medicines Agency has waived the obligation to submit the results of studies with nintedanib in paediatric population below 6 years of age in fibrosing ILDs (see section 4.2 for information on paediatric use).

5.2 Pharmacokinetic properties

Absorption
Nintedanib reached maximum plasma concentrations approximately 2-4 h after oral administration as soft gelatine capsule under fed conditions (range 0.5-8 h). The absolute bioavailability of a 100 mg dose was 4.69% (90% CI: 3.615-6.078) in healthy volunteers. Absorption and bioavailability are decreased by transporter effects and substantial first-pass metabolism. Nintedanib exposure increased dose-proportionally in the dose range of 50-450 mg once daily and 150-300 mg twice daily. Steady state plasma concentrations were achieved within one week of dosing at the latest.

After food intake, nintedanib exposure increased by approximately 20% compared to administration under fasted conditions (CI: 95.3-152.5%) and absorption was delayed (median tmax fasted: 2.00 h; fed: 3.98 h).

In an in vitro study, mixing nintedanib capsules with a small amount of apple sauce or chocolate pudding for up to 15 minutes did not have any impact on the pharmaceutical quality. Swelling and deformation of the capsules due to the water uptake of the gelatin capsule shell was observed with longer exposure time to the soft food. Therefore, taking the capsules with soft food would not be expected to alter the clinical effect when taken immediately.

In a single-dose relative bioavailability study of nintedanib in healthy male adult subjects, administered either as one 100 mg soft gelatin capsule or as four 25 mg soft gelatin capsules, bioavailability was similar in both treatments.

Distribution
Nintedanib follows at least bi-phasic disposition kinetics. After intravenous infusion, a high volume of distribution (Vss: 1 050 L, 45.0% gCV) was observed.

The in vitro protein binding of nintedanib in human plasma was high, with a bound fraction of 97.8%. Serum albumin is considered to be the major binding protein. Nintedanib is preferentially distributed in plasma with a blood to plasma ratio of 0.869.

Biotransformation
The prevalent metabolic reaction for nintedanib is hydrolytic cleavage by esterases resulting in the free acid moiety BIBF 1202. BIBF 1202 is subsequently glucuronidated by uridine 5'-diphospho- glucuronosyltransferase enzymes (UGT) enzymes, namely UGT 1A1, UGT 1A7, UGT 1A8, and UGT 1A10 to BIBF 1202 glucuronide.

Only a minor extent of the biotransformation of nintedanib consisted of CYP pathways, with
CYP 3A4 being the predominant enzyme involved. The major CYP-dependent metabolite could not be detected in plasma in the human ADME study. In vitro, CYP-dependent metabolism accounted for about 5% compared to about 25% ester cleavage. Nintedanib, BIBF 1202, and BIBF 1202 glucuronide did not inhibit or induce CYP enzymes in preclinical studies, either. Drug-drug interactions between nintedanib and CYP substrates, CYP inhibitors, or CYP inducers are therefore not expected.

Elimination
Total plasma clearance after intravenous infusion was high (CL: 1 390 mL/min, 28.8% gCV). Urinary excretion of the unchanged active substance within 48 h was about 0.05% of the dose (31.5% gCV) after oral and about 1.4% of the dose (24.2% gCV) after intravenous administration; the renal clearance was 20 mL/min (32.6% gCV). The major route of elimination of drug related radioactivity after oral administration of [14C] nintedanib was via faecal/biliary excretion (93.4% of dose, 2.61% gCV). The contribution of renal excretion to the total clearance was low (0.649% of dose, 26.3% gCV). The overall recovery was considered complete (above 90%) within 4 days after dosing. The terminal half-life of nintedanib was between 10 and 15 h (gCV % approximately 50%).

Linearity/non-linearity
The pharmacokinetics (PK) of nintedanib can be considered linear with respect to time (i.e. single- dose data can be extrapolated to multiple-dose data). Accumulation upon multiple administrations was 1.04-fold for Cmax and 1.38-fold for AUCτ. Nintedanib trough concentrations remained stable for more than one year.

Transport
Nintedanib is a substrate of P-gp. For the interaction potential of nintedanib with this transporter, see section 4.5. Nintedanib was shown to be not a substrate or inhibitor of OATP-1B1, OATP-1B3, OATP-2B1, OCT-2, or MRP-2 in vitro. Nintedanib was also not a substrate of BCRP. Only a weak inhibitory potential on OCT-1, BCRP, and P-gp was observed in vitro which is considered to be of low clinical relevance. The same applies for nintedanib being a substrate of OCT-1.

Population pharmocokinetic analysis in special populations
The PK properties of nintedanib were similar in healthy volunteers, patients with IPF, patients with other chronic fibrosing ILDs with a progressive phenotype, patients with SSc-ILD, and cancer patients. Based on results of a population PK (PopPK) analysis in patients with IPF and non small cell lung cancer (NSCLC) (N = 1 191) and descriptive investigations, exposure to nintedanib was not influenced by sex (body weight corrected), mild and moderate renal impairment (estimated by creatinine clearance), alcohol consumption, or P-gp genotype.
PopPK analyses indicated moderate effects on exposure to nintedanib depending on age, body weight, and race (see below). Based on the high inter-individual variability of exposure observed moderate effects are considered not clinically relevant (see section 4.4).

Age
Exposure to nintedanib increased linearly with age. AUCτ,ss decreased by 16% for a 45-year old patient and increased by 13% for a 76-year old patient relative to a patient with the median age of 62 years. The age range covered by the analysis was 29 to 85 years; approximately 5% of the population were older than 75 years. Based on a PopPK model, an increase in nintedanib exposure of approximately 20-25% was observed in patients ≥ 75 years compared with patients under 65 years.

Paediatric population
Based on the analysis of pharmacokinetic data of study InPedILD (1199.337), oral administration of nintedanib according to the weight-based dosing algorithm resulted in exposure within the range observed in adult patients. The observed geometric mean AUCτ,ss (geometric coefficient of variation) exposures were 175 ng/mL·hr (85.1%) and 167 ng/mL·hr (83.6 %) in 10 patients aged 6 to 11 years old and 23 patients aged 12 to 17 years old, respectively.
Exposure-response analyses of the data of study InPedILD indicated an Emax-like relationship between exposure and FVC % predicted as well FVC Z-score, supported by adult data. For FVC % predicted, the EC50 was 4.4 ng/mL (relative standard error: 28.6%), while for FVC Z-score, the EC50 was 5.0 ng/mL (relative standard error: 75.3%).

Nintedanib was not studied in children and adolescents with hepatic impairment.
In children and adolescents with fibrosing ILD and mild hepatic impairment (Child Pugh class A), population pharmacokinetic modelling indicates that the recommended dose reductions (see section 4.2) would result in exposures consistent with nintedanib exposures in adult patients with mild hepatic impairment (Child Pugh class A) at the respective recommended reduced dose.

Body weight
An inverse correlation between body weight and exposure to nintedanib was observed. AUCτ,ss increased by 25% for a 50 kg patient (5th percentile) and decreased by 19% for a 100 kg patient (95th percentile) relative to a patient with the median weight of 71.5 kg.

Race
The population mean exposure to nintedanib was 33-50% higher in Chinese, Taiwanese, and Indian patients and 16% higher in Japanese patients while it was 16-22% lower in Koreans compared to Caucasians (body weight corrected). Data from Black individuals were very limited but in the same range as for Caucasians.

Hepatic impairment
In a dedicated single dose phase I study and compared to healthy subjects, exposure to nintedanib based on Cmax and AUC was 2.2-fold higher in volunteers with mild hepatic impairment (Child Pugh A; 90% CI 1.3-3.7 for Cmax and 1.2-3.8 for AUC, respectively). In volunteers with moderate hepatic impairment (Child Pugh B), exposure was 7.6-fold higher based on Cmax (90% CI 4.4-13.2) and 8.7-fold higher (90% CI 5.7-13.1) based on AUC, respectively, compared to healthy volunteers. Subjects with severe hepatic impairment (Child Pugh C) have not been studied.

Concomitant treatment with pirfenidone
In a dedicated pharmacokinetic study, concomitant treatment of nintedanib with pirfenidone was investigated in patients with IPF. Group 1 received a single dose of 150 mg nintedanib before and after uptitration to 801 mg pirfenidone three times a day at steady state (N = 20 patients treated). Group 2 received steady state treatment of 801 mg pirfenidone three times a day and had a PK profiling before and after at least 7 days of co-treatment with 150 mg nintedanib twice daily (N = 17 patients treated).

In group 1, the adjusted geometric mean ratios (90% confidence interval (CI)) were 93% (57% – 151%) and 96% (70% – 131%) for C_{max} and $AUC_{0\text{-}tz}$ of nintedanib, respectively (n = 12 for intraindividual comparison). In group 2, the adjusted geometric mean ratios (90% CI)) were 97% (86% – 110%) and 95% (86% – 106%) for Cmax,ss and AUCτ,ss of pirfenidone, respectively (n = 12 for intraindividual comparison).
Based on these results, there is no evidence of a relevant pharmacokinetic drug-drug interaction between nintedanib and pirfenidone when administered in combination (see section 4.4).

Concomitant treatment with bosentan
In a dedicated pharmacokinetic study, concomitant treatment of nintedanib with bosentan was investigated in healthy volunteers. Subjects received a single dose of 150 mg nintedanib before and after multiple dosing of 125 mg bosentan twice daily at steady state. The adjusted geometric mean ratios (90% confidence interval (CI)) were 103% (86% – 124%) and 99% (91% – 107%) for C_{max} and $AUC_{0\text{-}tz}$ of nintedanib, respectively (n = 13), indicating that co-administration of nintedanib with bosentan did not alter the pharmacokinetics of nintedanib.

Concomitant treatment with oral hormonal contraceptives
In a dedicated pharmacokinetic study, female patients with SSc-ILD received a single dose of a combination of 30 µg ethinylestradiol and 150 µg levonorgestrel before and after twice daily dosing of 150 mg nintedanib for at least 10 days. The adjusted geometric mean ratios (90% confidence interval (CI)) were 117% (108% – 127%; Cmax) and 101% (93% – 111%; AUC0-tz) for ethinylestradiol and 101% (90% – 113%; Cmax) and 96% (91% – 102%; AUC0-tz) for levonorgestrel, respectively (n = 15), indicating that co-administration of nintedanib has no relevant effect on the plasma exposure of ethinylestradiol and levonorgestrel.

Exposure-response relationship
Exposure-response analyses of patients with IPF and other chronic fibrosing ILDs with a progressive phenotype, indicated a weak relationship between nintedanib plasma exposure and ALT and/or AST elevations. Actual administered dose might be the better predictor for the risk of developing diarrhoea of any intensity, even if plasma exposure as risk determining factor could not be ruled out (see section 4.4).

For exposure–response analyses in paediatric population, see sub-section paediatric population.

5.3 Preclinical safety data

General toxicology
Single dose toxicity studies in rats and mice indicated a low acute toxic potential of nintedanib. In repeat dose toxicology studies in young rats, irreversible changes of enamel and dentin were observed in the continuously fast-growing incisors, but not in premolars or molars. In addition, thickening of epiphyseal growth plates during bone growth phases was observed and was reversible after discontinuation. These changes are known from other VEGFR-2 inhibitors and can be considered class effects.

Diarrhoea and vomiting accompanied by reduced food consumption and loss of body weight were observed in toxicity studies in non-rodents.

There was no evidence of liver enzyme increases in rats, dogs, and cynomolgus monkeys. Mild liver enzyme increases, which were not due to serious adverse effects such as diarrhoea were only observed in rhesus monkeys.

Reproduction toxicity
In rats, embryo-foetal lethality and teratogenic effects were observed at exposure levels below human exposure at the maximum recommended human dose (MRHD) of 150 mg twice daily. Effects on the development of the axial skeleton and on the development of the great arteries were also noted at subtherapeutic exposure levels.

In rabbits, embryo-foetal lethality and teratogenic effects were observed at an exposure approximately 3 times higher than at the MRHD but equivocal effects on the embryo-foetal development of the axial skeleton and the heart were noted already at an exposure below that at the MRHD of 150 mg twice daily.
In a pre- and postnatal development study in rats, effects on pre- and post-natal development were seen at an exposure below the MRHD.

A study of male fertility and early embryonic development up to implantation in rats did not reveal effects on the male reproductive tract and male fertility.

In rats, small amounts of radiolabelled nintedanib and/or its metabolites were excreted into the milk (≤ 0.5% of the administered dose).

From the 2-year carcinogenicity studies in mice and rats, there was no evidence for a carcinogenic potential of nintedanib.

Genotoxicity studies indicated no mutagenic potential for nintedanib.

6 PHARMACEUTICAL PARTICULARS

6.1 List of excipients

Capsule content:
Medium-chain triglycerides
Lauroyl macrogolglycerides
Lecithin, soya bean (E322)

Capsule shell:
Gelatin
Glycerol (E422)
Titanium Dioxide (E171)
Iron oxide red (E172)
Lecithin, soya bean (E322)

6.2 Incompatibilities

Not applicable.

6.3 Shelf life

2 years.

6.4 Special precautions for storage

Do not store above 30°C.
Store in the original package in order to protect from light.

6.5 Nature and contents of container

PVC/PCTFE/PVC//Alu perforated unit-dose blisters containing 30 x 1, 60 x 1 or 120 x 1 capsules.

Not all pack sizes may be marketed.

6.6 Special precautions for disposal and other handling

In the event of coming in contact with the content of the capsule, hands should be washed off immediately with plenty of water (see section 4.2).

Any unused medicinal product or waste material should be disposed of in accordance with local requirements.

7 MARKETING AUTHORISATION HOLDER

Norton Waterford
T/A IVAX Pharmaceuticals Ireland
Unit 301
IDA Industrial Park
Cork Road, Waterford
Ireland

8 MARKETING AUTHORISATION NUMBER

PA0436/060/001

9 DATE OF FIRST AUTHORISATION/RENEWAL OF THE AUTHORISATION

Date of first authorisation: 5th June 2026

10 DATE OF REVISION OF THE TEXT