



Human Normal Immunoglobulin (10%)
Recombinant Human Hyaluronidase

My Logbook

FOR INFUSIONS FROM

_____ TO _____
(date) (date)

Replacement therapy in adults and children (0 to 18 years)

HyQvia is used in patients with a weak immune system, who do not have sufficient antibodies in their blood and tend to get frequent infections, including the following groups:

- patients with an inborn inability or reduced ability to produce antibodies (primary immunodeficiencies).
- patients who experience severe or recurrent infections due to a weakened immune system resulting from other conditions or treatments (secondary immunodeficiencies).


Regular and sufficient doses of **HyQvia** can raise abnormally low immunoglobulin levels in your blood to normal levels (replacement therapy)

Immunomodulatory therapy in adults, children and adolescents (0 to 18 years)

HyQvia is used in adults, children and adolescents (0 to 18 years) patients with chronic inflammatory demyelinating polyneuropathy (CIDP), a form of autoimmune disease. CIDP is characterised by chronic inflammation of the peripheral nerves that causes muscle weakness and/or numbness mainly in the legs and arms. It is believed that the body's own defense system attacks the peripheral nerves and causes nerve damage and inflammation. Immunoglobulins present in **HyQvia** are thought to help protect the nerves from being damaged by the immune system.



Version Number: 2.0 Date of Approval: Oct-2024



Log your infusions to keep your treatment on track

You have received this logbook because your healthcare professional has prescribed **HyQvia** treatment for you or someone in your care.

Recording your **HyQvia** infusion details in this logbook is an important part of your subcutaneous immunoglobulin (SCIG) treatment plan. It will help you keep to your infusion schedule and it promotes better communication with your healthcare team.

This logbook gives you a convenient way to record the details of your infusions as well as any improvements, reactions, side effects, or changes in your health.

To facilitate your infusion recording, some infusion log sheets are included. These sheets should give you enough space to record your infusions for at least a year. Make sure to flag any infusions that you would want to discuss with your healthcare professional or nurse. Bringing this logbook with you to appointments with your healthcare professional will help in understanding and discussing the results of your treatment.

Accuracy and completeness are key. Make a habit of logging each infusion as soon as you have completed it. If you experience any effects from treatment later on, go back and add that information to the entry for the infusion. Report any changes or trends that you notice. You can also include any questions or concerns you want to talk about with your healthcare team.

Your treatment record sheet

When you first start **HyQvia** treatment, your healthcare professional will determine the proper dosage amount and how often you should infuse. Include this information in the chart opposite to keep track of the dose, rate of infusion and other details.

After you have filled out the infusion dose and rate for the ongoing monthly* infusion in the chart opposite, use this treatment record sheet only if there are any changes in your treatment regimen. As you gain or lose weight or have a change in your general health, your healthcare professional may adjust your dose.

Be sure to take this logbook with you to all appointments so you and your healthcare professional can record any changes to your infusion plan.

Pump manufacturer	
Pump type	
Needle manufacturer	
Needle length	

*Monthly treatment may be scheduled up to every 4 weeks as determined by your healthcare professional.¹

The name of my medication is **HyQvia**. My doses and pump infusion rates are:

	Date	Rate of HY	Dose of IG	Rate of IG infused per site†				
				1 st min interval	2 nd min interval	3 rd min interval	4 th min interval	Remainder of infusion
Example	1/12/2014	1–2 mL/min	X mL	X mL/hr 10 min	X mL/hr 90 min	X mL/hr 10 min	X mL/hr 10 min	X mL/hr 90 min
1 st infusion								
2 nd infusion								
3 rd infusion								
4 th infusion								
Ongoing monthly* infusion								

Typically, the dose will remain the same once you are on your ongoing monthly* infusion; should your healthcare professional adjust your treatment for any reason, please record any changes in the rows below.

Adjusted monthly* infusion								
Adjusted monthly* infusion								

†Rate changes to be made at intervals of at least 10 minutes. For people with body weight of less than 40 kg, the maximum infusion rate is 80 ml/hour/site for the initial 2 infusions, and 160 ml/hour/site for the subsequent 2–3 infusions. For people with body weight of 40 kg or more, the maximum infusion rate is 240 ml/hour/site for the initial 2 infusions and 300 ml/hour/site for the subsequent 2–3 infusions. If well tolerated, an increase in the rate of successive infusions may be considered following discussion with your healthcare professional.

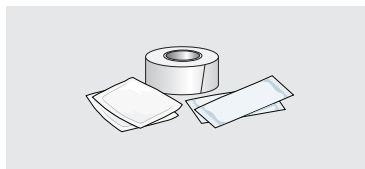
HY = recombinant human hyaluronidase
IG = human normal immunoglobulin (IG 10%)

Your supplies

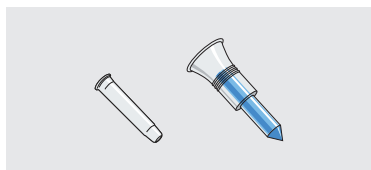
Below are the supplies you will need for your **HyQvia** infusion.
The supplies you receive from your pharmacy may look slightly different.



HyQvia vial(s)



Alcohol swabs, tape and clean, sterile bandage.
Optional: wear gloves if instructed by your healthcare professional



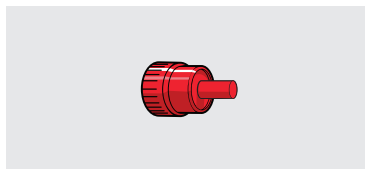
Non-vented device – one per **HY** vial




Subcutaneous needle set with a sterile dressing – one per infusion site¹



Sharps container



Optional: sterile tip caps (one per syringe)²

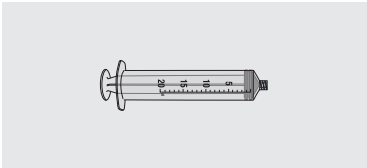


Logbook

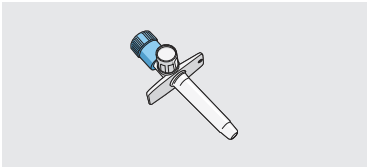
¹Bifurcated needles are used in Ireland.

²Sterile caps not used in Ireland.

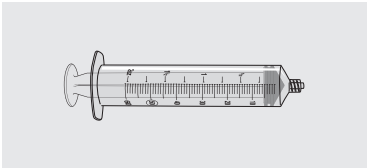
If you are using a syringe driver pump:



20 mL syringe(s)



Vented spike(s)

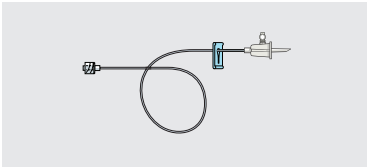


50 or 60 mL syringe(s)

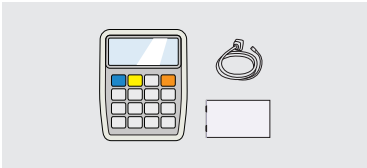
If you are infusing directly from vials with a peristaltic infusion pump:



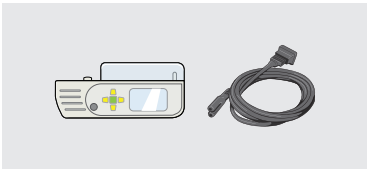
20 mL syringe(s)



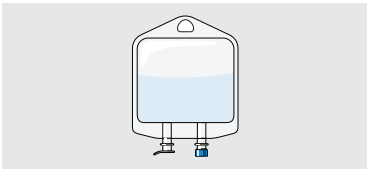
Vented pump tubing



Peristaltic infusion pump, power supply and manual



Syringe driver pump, power supply and manual



Optional: saline infusion bag (if required by your healthcare professional)

¹Saline infusion bags are not used in practice in Ireland.


Helpful reminders

Before the infusion

- Always follow the directions provided to you by your healthcare professional regarding the dose, schedule, and how to infuse **HyQvia** treatment
- Ensure you're hydrated by drinking plenty of fluids before you infuse
- Choose a quiet day and plan ahead to avoid disruptions while infusing
- Ask another responsible person, your parent or guardian/caregiver to help you with your infusion (if necessary) and look out for any side effects
- Set up your supplies and read the instructions provided to you
- Use this logbook to keep track of information about date, time, dose, infusion site location, and any reactions
- Do not infuse **HyQvia** into or around an infected, red, or swollen area

During the infusion

- Get comfortable and try to relax during your infusion
- Infusion site reactions such as infusion site pain, including mild to moderate discomfort and tenderness, redness, swelling, itching, hardening, and rash are most common side effects with **HyQvia** treatment
- Other common side effects not limited to infusion site reactions include headache, tiredness, nausea, vomiting, diarrhoea, abdominal pain, muscle or joint pain, chest pain, fever, and feeling weak or unwell. Other uncommon side effects may also occur. Please read your **HyQvia** package leaflet for more information
- Infusions of medicines like **HyQvia** can occasionally result in serious, but rare, allergic reactions. You may experience a sudden fall in blood pressure and, in isolated cases, anaphylactic shock. Healthcare professionals are aware of these possible side effects and will monitor you during and after the initial infusions
- Typical signs or symptoms include: feeling light-headed, dizzy or faint, skin rash and itchiness, swelling in the mouth or throat, difficulty breathing, wheezing, abnormal heart rate, chest pain, blueness of lips or fingers and toes and blurred vision
- If you experience any side effects, talk to your healthcare professional. This includes any possible side effects not listed in the **HyQvia** package leaflet
- Continue drinking fluids to remain hydrated
- Record your infusion in your logbook
- Make sure to follow up with your healthcare professional routinely



My infusion log

Date of infusion: _____

Your weight: _____ kg

Start time: _____

Dose of **HyQvia** treatment: _____ grams

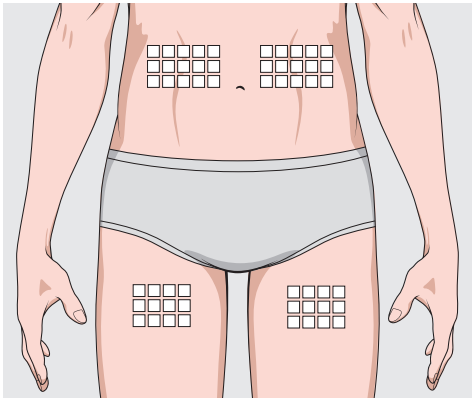
IG infusion rate: _____ mL/hr

Stop time: _____

Duration of **HyQvia** infusion: _____

Did you have any concerns during your infusion? If yes, please discuss with your healthcare professional:

Mark an X to show the site(s) of this infusion
Rotate your site(s) by choosing opposite sides of the body for each infusion.



■ Tick to discuss with your healthcare professional

Record any changes in the supplies or method you used for this infusion:

Medication(s) taken prior to infusion:

How you felt after your infusion:

Questions to discuss with your healthcare professional:

Remove the peel-off labels from the **HyQvia** vial(s), which have the product lot number and expiry date, and affix them here (or write the lot number and expiry date shown on the label in the spaces provided).

AFFIX LABEL HERE

Or write in the **HyQvia** lot number and expiry date:

IG lot number: _____

IG expiry date: _____

AFFIX LABEL HERE

Or write in the **HyQvia** lot number and expiry date:

IG lot number: _____

IG expiry date: _____

My infusion log

Date of infusion: _____

Your weight: _____ kg

Start time: _____

Dose of **HyQvia** treatment: _____ grams

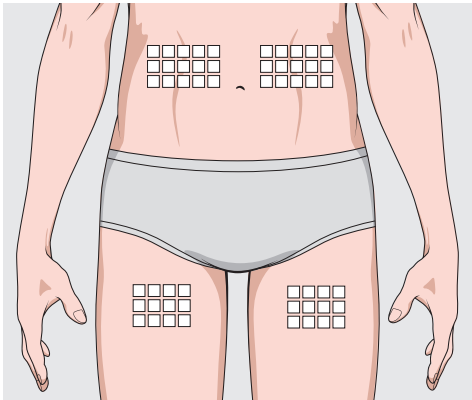
IG infusion rate: _____ mL/hr

Stop time: _____

Duration of **HyQvia** infusion: _____

Did you have any concerns during your infusion? If yes, please discuss with your healthcare professional:

Mark an X to show the site(s) of this infusion
Rotate your site(s) by choosing opposite sides of the body for each infusion.



■ Tick to discuss with your healthcare professional

Record any changes in the supplies or method you used for this infusion:

Medication(s) taken prior to infusion:

How you felt after your infusion:

Questions to discuss with your healthcare professional:

Remove the peel-off labels from the **HyQvia** vial(s), which have the product lot number and expiry date, and affix them here (or write the lot number and expiry date shown on the label in the spaces provided).

AFFIX LABEL HERE

Or write in the **HyQvia** lot number and expiry date:

IG lot number: _____

IG expiry date: _____

AFFIX LABEL HERE

Or write in the **HyQvia** lot number and expiry date:

IG lot number: _____

IG expiry date: _____

My infusion log

Date of infusion: _____

Your weight: _____ kg

Start time: _____

Dose of **HyQvia** treatment: _____ grams

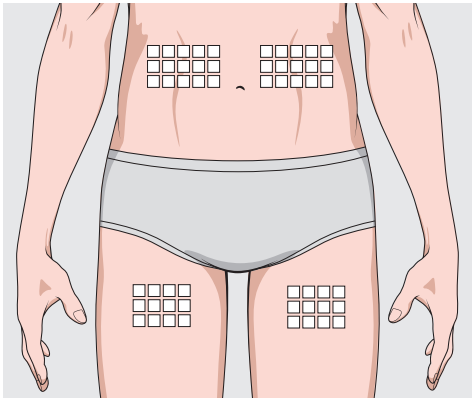
IG infusion rate: _____ mL/hr

Stop time: _____

Duration of **HyQvia** infusion: _____

Did you have any concerns during your infusion? If yes, please discuss with your healthcare professional:

Mark an X to show the site(s) of this infusion
Rotate your site(s) by choosing opposite sides of the body for each infusion.



■ Tick to discuss with your healthcare professional

Record any changes in the supplies or method you used for this infusion:

Medication(s) taken prior to infusion:

How you felt after your infusion:

Questions to discuss with your healthcare professional:

Remove the peel-off labels from the **HyQvia** vial(s), which have the product lot number and expiry date, and affix them here (or write the lot number and expiry date shown on the label in the spaces provided).

AFFIX LABEL HERE

Or write in the **HyQvia** lot number and expiry date:

IG lot number: _____

IG expiry date: _____

AFFIX LABEL HERE

Or write in the **HyQvia** lot number and expiry date:

IG lot number: _____

IG expiry date: _____

My infusion log

Date of infusion: _____

Your weight: _____ kg

Start time: _____

Dose of **HyQvia** treatment: _____ grams

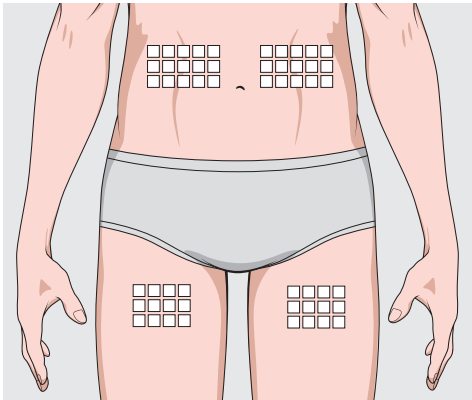
IG infusion rate: _____ mL/hr

Stop time: _____

Duration of **HyQvia** infusion: _____

Did you have any concerns during your infusion? If yes, please discuss with your healthcare professional:

Mark an X to show the site(s) of this infusion
Rotate your site(s) by choosing opposite sides of the body for each infusion.



■ Tick to discuss with your healthcare professional

Record any changes in the supplies or method you used for this infusion:

Medication(s) taken prior to infusion:

How you felt after your infusion:

Questions to discuss with your healthcare professional:

Remove the peel-off labels from the **HyQvia** vial(s), which have the product lot number and expiry date, and affix them here (or write the lot number and expiry date shown on the label in the spaces provided).

AFFIX LABEL HERE

Or write in the **HyQvia** lot number and expiry date:

IG lot number: _____

IG expiry date: _____

AFFIX LABEL HERE

Or write in the **HyQvia** lot number and expiry date:

IG lot number: _____

IG expiry date: _____

My infusion log

Date of infusion: _____

Your weight: _____ kg

Start time: _____

Dose of **HyQvia** treatment: _____ grams

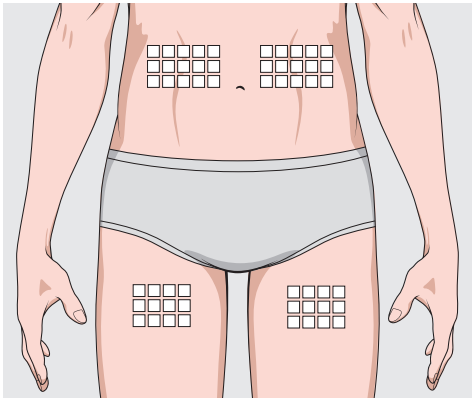
IG infusion rate: _____ mL/hr

Stop time: _____

Duration of **HyQvia** infusion: _____

Did you have any concerns during your infusion? If yes, please discuss with your healthcare professional:

Mark an X to show the site(s) of this infusion
Rotate your site(s) by choosing opposite sides of the body for each infusion.



■ Tick to discuss with your healthcare professional

Record any changes in the supplies or method you used for this infusion:

Medication(s) taken prior to infusion:

How you felt after your infusion:

Questions to discuss with your healthcare professional:

Remove the peel-off labels from the **HyQvia** vial(s), which have the product lot number and expiry date, and affix them here (or write the lot number and expiry date shown on the label in the spaces provided).

AFFIX LABEL HERE

Or write in the **HyQvia** lot number and expiry date:

IG lot number: _____

IG expiry date: _____

AFFIX LABEL HERE

Or write in the **HyQvia** lot number and expiry date:

IG lot number: _____

IG expiry date: _____

My infusion log

Date of infusion: _____

Your weight: _____ kg

Start time: _____

Dose of **HyQvia** treatment: _____ grams

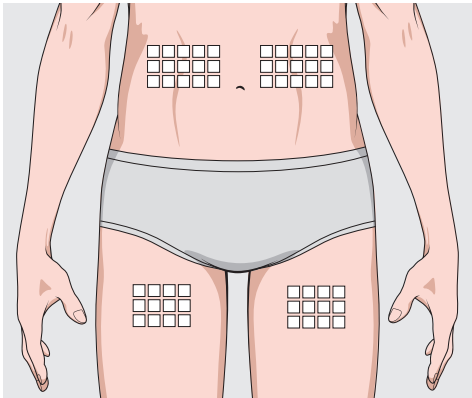
IG infusion rate: _____ mL/hr

Stop time: _____

Duration of **HyQvia** infusion: _____

Did you have any concerns during your infusion? If yes, please discuss with your healthcare professional:

Mark an X to show the site(s) of this infusion
Rotate your site(s) by choosing opposite sides of the body for each infusion.



■ Tick to discuss with your healthcare professional

Record any changes in the supplies or method you used for this infusion:

Medication(s) taken prior to infusion:

How you felt after your infusion:

Questions to discuss with your healthcare professional:

Remove the peel-off labels from the **HyQvia** vial(s), which have the product lot number and expiry date, and affix them here (or write the lot number and expiry date shown on the label in the spaces provided).

AFFIX LABEL HERE

Or write in the **HyQvia** lot number and expiry date:

IG lot number: _____

IG expiry date: _____

AFFIX LABEL HERE

Or write in the **HyQvia** lot number and expiry date:

IG lot number: _____

IG expiry date: _____

My infusion log

Date of infusion: _____

Your weight: _____ kg

Start time: _____

Dose of **HyQvia** treatment: _____ grams

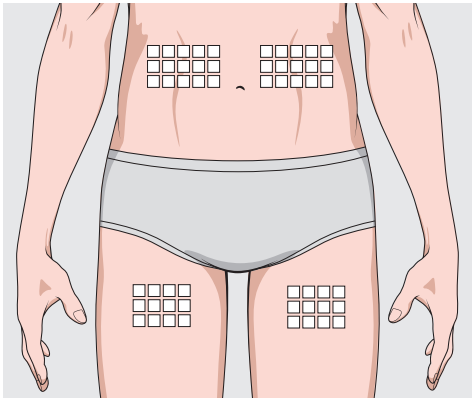
IG infusion rate: _____ mL/hr

Stop time: _____

Duration of **HyQvia** infusion: _____

Did you have any concerns during your infusion? If yes, please discuss with your healthcare professional:

Mark an X to show the site(s) of this infusion
Rotate your site(s) by choosing opposite sides of the body for each infusion.



■ Tick to discuss with your healthcare professional

Record any changes in the supplies or method you used for this infusion:

Medication(s) taken prior to infusion:

How you felt after your infusion:

Questions to discuss with your healthcare professional:

Remove the peel-off labels from the **HyQvia** vial(s), which have the product lot number and expiry date, and affix them here (or write the lot number and expiry date shown on the label in the spaces provided).

AFFIX LABEL HERE

Or write in the **HyQvia** lot number and expiry date:

IG lot number: _____

IG expiry date: _____

AFFIX LABEL HERE

Or write in the **HyQvia** lot number and expiry date:

IG lot number: _____

IG expiry date: _____

My infusion log

Date of infusion: _____

Your weight: _____ kg

Start time: _____

Dose of **HyQvia** treatment: _____ grams

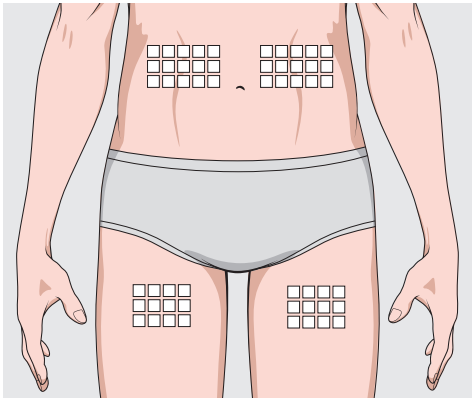
IG infusion rate: _____ mL/hr

Stop time: _____

Duration of **HyQvia** infusion: _____

Did you have any concerns during your infusion? If yes, please discuss with your healthcare professional:

Mark an X to show the site(s) of this infusion
Rotate your site(s) by choosing opposite sides of the body for each infusion.



■ Tick to discuss with your healthcare professional

Record any changes in the supplies or method you used for this infusion:

Medication(s) taken prior to infusion:

How you felt after your infusion:

Questions to discuss with your healthcare professional:

Remove the peel-off labels from the **HyQvia** vial(s), which have the product lot number and expiry date, and affix them here (or write the lot number and expiry date shown on the label in the spaces provided).

AFFIX LABEL HERE

Or write in the **HyQvia** lot number and expiry date:

IG lot number: _____

IG expiry date: _____

AFFIX LABEL HERE

Or write in the **HyQvia** lot number and expiry date:

IG lot number: _____

IG expiry date: _____

My infusion log

Date of infusion: _____

Your weight: _____ kg

Start time: _____

Dose of **HyQvia** treatment: _____ grams

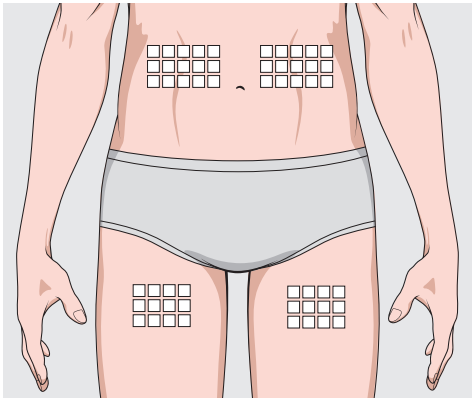
IG infusion rate: _____ mL/hr

Stop time: _____

Duration of **HyQvia** infusion: _____

Did you have any concerns during your infusion? If yes, please discuss with your healthcare professional:

Mark an X to show the site(s) of this infusion
Rotate your site(s) by choosing opposite sides of the body for each infusion.



■ Tick to discuss with your healthcare professional

Record any changes in the supplies or method you used for this infusion:

Medication(s) taken prior to infusion:

How you felt after your infusion:

Questions to discuss with your healthcare professional:

Remove the peel-off labels from the **HyQvia** vial(s), which have the product lot number and expiry date, and affix them here (or write the lot number and expiry date shown on the label in the spaces provided).

AFFIX LABEL HERE

Or write in the **HyQvia** lot number and expiry date:

IG lot number: _____

IG expiry date: _____

AFFIX LABEL HERE

Or write in the **HyQvia** lot number and expiry date:

IG lot number: _____

IG expiry date: _____

My infusion log

Date of infusion: _____

Your weight: _____ kg

Start time: _____

Dose of **HyQvia** treatment: _____ grams

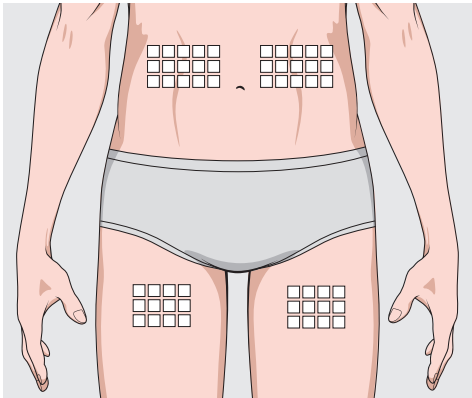
IG infusion rate: _____ mL/hr

Stop time: _____

Duration of **HyQvia** infusion: _____

Did you have any concerns during your infusion? If yes, please discuss with your healthcare professional:

Mark an X to show the site(s) of this infusion
Rotate your site(s) by choosing opposite sides of the body for each infusion.



■ Tick to discuss with your healthcare professional

Record any changes in the supplies or method you used for this infusion:

Medication(s) taken prior to infusion:

How you felt after your infusion:

Questions to discuss with your healthcare professional:

Remove the peel-off labels from the **HyQvia** vial(s), which have the product lot number and expiry date, and affix them here (or write the lot number and expiry date shown on the label in the spaces provided).

AFFIX LABEL HERE

Or write in the **HyQvia** lot number and expiry date:

IG lot number: _____

IG expiry date: _____

AFFIX LABEL HERE

Or write in the **HyQvia** lot number and expiry date:

IG lot number: _____

IG expiry date: _____

My infusion log

Date of infusion: _____

Your weight: _____ kg

Start time: _____

Dose of **HyQvia** treatment: _____ grams

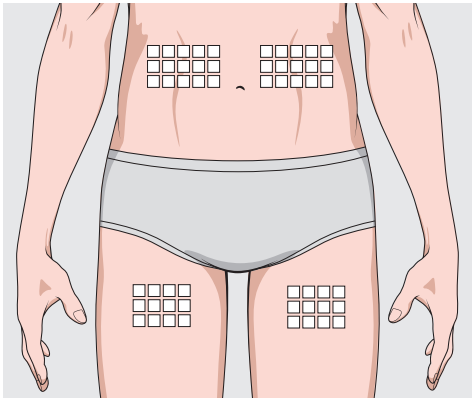
IG infusion rate: _____ mL/hr

Stop time: _____

Duration of **HyQvia** infusion: _____

Did you have any concerns during your infusion? If yes, please discuss with your healthcare professional:

Mark an X to show the site(s) of this infusion
Rotate your site(s) by choosing opposite sides of the body for each infusion.



■ Tick to discuss with your healthcare professional

Record any changes in the supplies or method you used for this infusion:

Medication(s) taken prior to infusion:

How you felt after your infusion:

Questions to discuss with your healthcare professional:

Remove the peel-off labels from the **HyQvia** vial(s), which have the product lot number and expiry date, and affix them here (or write the lot number and expiry date shown on the label in the spaces provided).

AFFIX LABEL HERE

Or write in the **HyQvia** lot number and expiry date:

IG lot number: _____

IG expiry date: _____

AFFIX LABEL HERE

Or write in the **HyQvia** lot number and expiry date:

IG lot number: _____

IG expiry date: _____

My infusion log

Date of infusion: _____

Your weight: _____ kg

Start time: _____

Dose of **HyQvia** treatment: _____ grams

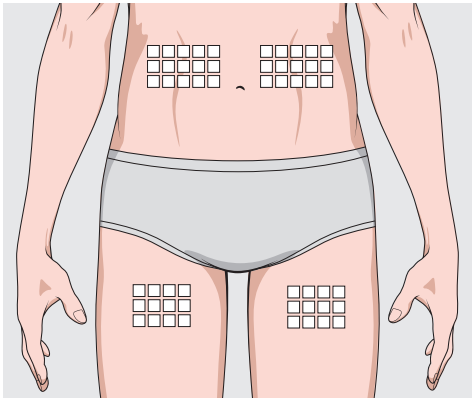
IG infusion rate: _____ mL/hr

Stop time: _____

Duration of **HyQvia** infusion: _____

Did you have any concerns during your infusion? If yes, please discuss with your healthcare professional:

Mark an X to show the site(s) of this infusion
Rotate your site(s) by choosing opposite sides of the body for each infusion.



■ Tick to discuss with your healthcare professional

Record any changes in the supplies or method you used for this infusion:

Medication(s) taken prior to infusion:

How you felt after your infusion:

Questions to discuss with your healthcare professional:

Remove the peel-off labels from the **HyQvia** vial(s), which have the product lot number and expiry date, and affix them here (or write the lot number and expiry date shown on the label in the spaces provided).

AFFIX LABEL HERE

Or write in the **HyQvia** lot number and expiry date:

IG lot number: _____

IG expiry date: _____

AFFIX LABEL HERE

Or write in the **HyQvia** lot number and expiry date:

IG lot number: _____

IG expiry date: _____

My infusion log

Date of infusion: _____

Your weight: _____ kg

Start time: _____

Dose of **HyQvia** treatment: _____ grams

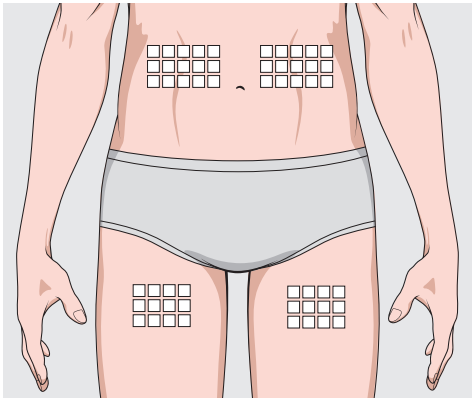
IG infusion rate: _____ mL/hr

Stop time: _____

Duration of **HyQvia** infusion: _____

Did you have any concerns during your infusion? If yes, please discuss with your healthcare professional:

Mark an X to show the site(s) of this infusion
Rotate your site(s) by choosing opposite sides of the body for each infusion.



■ Tick to discuss with your healthcare professional

Record any changes in the supplies or method you used for this infusion:

Medication(s) taken prior to infusion:

How you felt after your infusion:

Questions to discuss with your healthcare professional:

Remove the peel-off labels from the **HyQvia** vial(s), which have the product lot number and expiry date, and affix them here (or write the lot number and expiry date shown on the label in the spaces provided).

AFFIX LABEL HERE

Or write in the **HyQvia** lot number and expiry date:

IG lot number: _____

IG expiry date: _____

AFFIX LABEL HERE

Or write in the **HyQvia** lot number and expiry date:

IG lot number: _____

IG expiry date: _____

My infusion log

Date of infusion: _____

Your weight: _____ kg

Start time: _____

Dose of **HyQvia** treatment: _____ grams

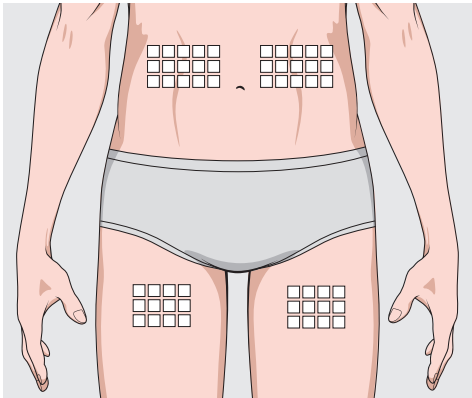
IG infusion rate: _____ mL/hr

Stop time: _____

Duration of **HyQvia** infusion: _____

Did you have any concerns during your infusion? If yes, please discuss with your healthcare professional:

Mark an X to show the site(s) of this infusion
Rotate your site(s) by choosing opposite sides of the body for each infusion.



■ Tick to discuss with your healthcare professional

Record any changes in the supplies or method you used for this infusion:

Medication(s) taken prior to infusion:

How you felt after your infusion:

Questions to discuss with your healthcare professional:

Remove the peel-off labels from the **HyQvia** vial(s), which have the product lot number and expiry date, and affix them here (or write the lot number and expiry date shown on the label in the spaces provided).

AFFIX LABEL HERE

Or write in the **HyQvia** lot number and expiry date:

IG lot number: _____

IG expiry date: _____

AFFIX LABEL HERE

Or write in the **HyQvia** lot number and expiry date:

IG lot number: _____

IG expiry date: _____

My infusion log

Date of infusion: _____

Your weight: _____ kg

Start time: _____

Dose of **HyQvia** treatment: _____ grams

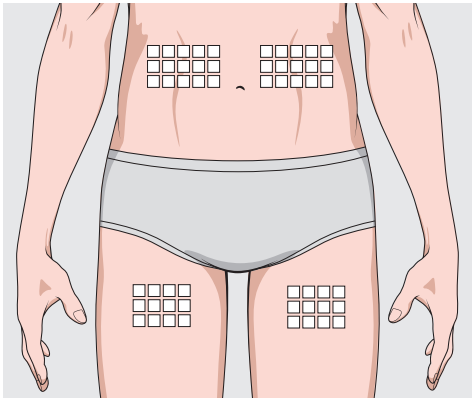
IG infusion rate: _____ mL/hr

Stop time: _____

Duration of **HyQvia** infusion: _____

Did you have any concerns during your infusion? If yes, please discuss with your healthcare professional:

Mark an X to show the site(s) of this infusion
Rotate your site(s) by choosing opposite sides of the body for each infusion.



■ Tick to discuss with your healthcare professional

Record any changes in the supplies or method you used for this infusion:

Medication(s) taken prior to infusion:

How you felt after your infusion:

Questions to discuss with your healthcare professional:

Remove the peel-off labels from the **HyQvia** vial(s), which have the product lot number and expiry date, and affix them here (or write the lot number and expiry date shown on the label in the spaces provided).

AFFIX LABEL HERE

Or write in the **HyQvia** lot number and expiry date:

IG lot number: _____

IG expiry date: _____

AFFIX LABEL HERE

Or write in the **HyQvia** lot number and expiry date:

IG lot number: _____

IG expiry date: _____

My infusion log

Date of infusion: _____

Your weight: _____ kg

Start time: _____

Dose of **HyQvia** treatment: _____ grams

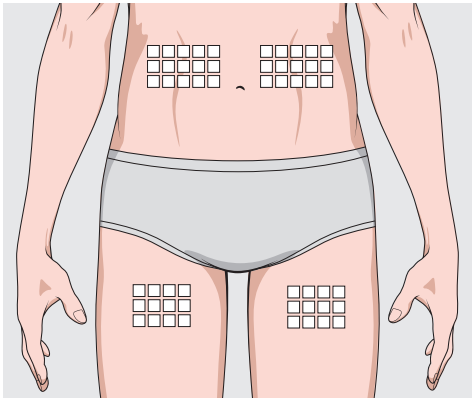
IG infusion rate: _____ mL/hr

Stop time: _____

Duration of **HyQvia** infusion: _____

Did you have any concerns during your infusion? If yes, please discuss with your healthcare professional:

Mark an X to show the site(s) of this infusion
Rotate your site(s) by choosing opposite sides of the body for each infusion.



■ Tick to discuss with your healthcare professional

Record any changes in the supplies or method you used for this infusion:

Medication(s) taken prior to infusion:

How you felt after your infusion:

Questions to discuss with your healthcare professional:

Remove the peel-off labels from the **HyQvia** vial(s), which have the product lot number and expiry date, and affix them here (or write the lot number and expiry date shown on the label in the spaces provided).

AFFIX LABEL HERE

Or write in the **HyQvia** lot number and expiry date:

IG lot number: _____

IG expiry date: _____

AFFIX LABEL HERE

Or write in the **HyQvia** lot number and expiry date:

IG lot number: _____

IG expiry date: _____

My infusion log

Date of infusion: _____

Your weight: _____ kg

Start time: _____

Dose of **HyQvia** treatment: _____ grams

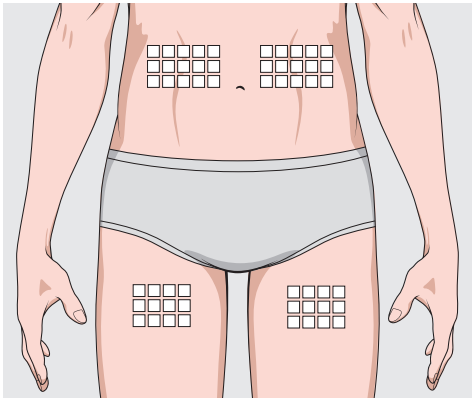
IG infusion rate: _____ mL/hr

Stop time: _____

Duration of **HyQvia** infusion: _____

Did you have any concerns during your infusion? If yes, please discuss with your healthcare professional:

Mark an X to show the site(s) of this infusion
Rotate your site(s) by choosing opposite sides of the body for each infusion.



■ Tick to discuss with your healthcare professional

Record any changes in the supplies or method you used for this infusion:

Medication(s) taken prior to infusion:

How you felt after your infusion:

Questions to discuss with your healthcare professional:

Remove the peel-off labels from the **HyQvia** vial(s), which have the product lot number and expiry date, and affix them here (or write the lot number and expiry date shown on the label in the spaces provided).

AFFIX LABEL HERE

Or write in the **HyQvia** lot number and expiry date:

IG lot number: _____

IG expiry date: _____

AFFIX LABEL HERE

Or write in the **HyQvia** lot number and expiry date:

IG lot number: _____

IG expiry date: _____

My infusion log

Date of infusion: _____

Your weight: _____ kg

Start time: _____

Dose of **HyQvia** treatment: _____ grams

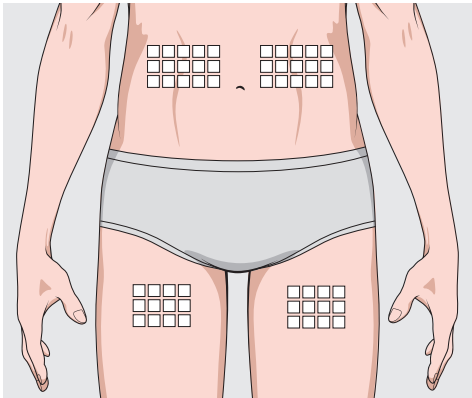
IG infusion rate: _____ mL/hr

Stop time: _____

Duration of **HyQvia** infusion: _____

Did you have any concerns during your infusion? If yes, please discuss with your healthcare professional:

Mark an X to show the site(s) of this infusion
Rotate your site(s) by choosing opposite sides of the body for each infusion.



■ Tick to discuss with your healthcare professional

Record any changes in the supplies or method you used for this infusion:

Medication(s) taken prior to infusion:

How you felt after your infusion:

Questions to discuss with your healthcare professional:

Remove the peel-off labels from the **HyQvia** vial(s), which have the product lot number and expiry date, and affix them here (or write the lot number and expiry date shown on the label in the spaces provided).

AFFIX LABEL HERE

Or write in the **HyQvia** lot number and expiry date:

IG lot number: _____

IG expiry date: _____

AFFIX LABEL HERE

Or write in the **HyQvia** lot number and expiry date:

IG lot number: _____

IG expiry date: _____

My infusion log

Date of infusion: _____

Your weight: _____ kg

Start time: _____

Dose of **HyQvia** treatment: _____ grams

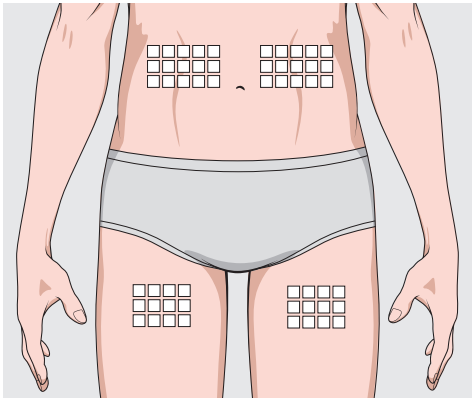
IG infusion rate: _____ mL/hr

Stop time: _____

Duration of **HyQvia** infusion: _____

Did you have any concerns during your infusion? If yes, please discuss with your healthcare professional:

Mark an X to show the site(s) of this infusion
Rotate your site(s) by choosing opposite sides of the body for each infusion.



■ Tick to discuss with your healthcare professional

Record any changes in the supplies or method you used for this infusion:

Medication(s) taken prior to infusion:

How you felt after your infusion:

Questions to discuss with your healthcare professional:

Remove the peel-off labels from the **HyQvia** vial(s), which have the product lot number and expiry date, and affix them here (or write the lot number and expiry date shown on the label in the spaces provided).

AFFIX LABEL HERE

Or write in the **HyQvia** lot number and expiry date:

IG lot number: _____

IG expiry date: _____

AFFIX LABEL HERE

Or write in the **HyQvia** lot number and expiry date:

IG lot number: _____

IG expiry date: _____

My infusion log

Date of infusion: _____

Your weight: _____ kg

Start time: _____

Dose of **HyQvia** treatment: _____ grams

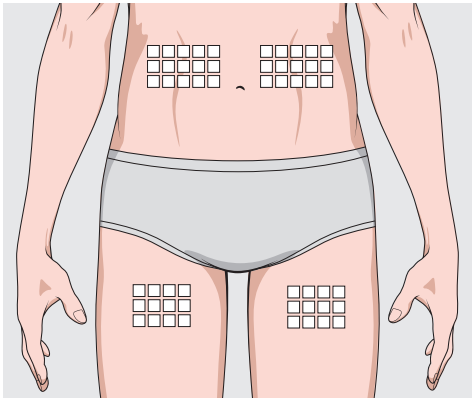
IG infusion rate: _____ mL/hr

Stop time: _____

Duration of **HyQvia** infusion: _____

Did you have any concerns during your infusion? If yes, please discuss with your healthcare professional:

Mark an X to show the site(s) of this infusion
Rotate your site(s) by choosing opposite sides of the body for each infusion.



■ Tick to discuss with your healthcare professional

Record any changes in the supplies or method you used for this infusion:

Medication(s) taken prior to infusion:

How you felt after your infusion:

Questions to discuss with your healthcare professional:

Remove the peel-off labels from the **HyQvia** vial(s), which have the product lot number and expiry date, and affix them here (or write the lot number and expiry date shown on the label in the spaces provided).

AFFIX LABEL HERE

Or write in the **HyQvia** lot number and expiry date:

IG lot number: _____

IG expiry date: _____

AFFIX LABEL HERE

Or write in the **HyQvia** lot number and expiry date:

IG lot number: _____

IG expiry date: _____

My infusion log

Date of infusion: _____

Your weight: _____ kg

Start time: _____

Dose of **HyQvia** treatment: _____ grams

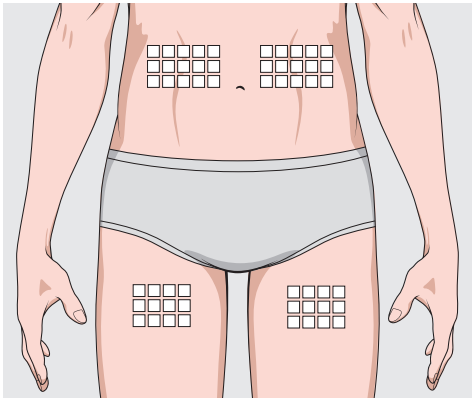
IG infusion rate: _____ mL/hr

Stop time: _____

Duration of **HyQvia** infusion: _____

Did you have any concerns during your infusion? If yes, please discuss with your healthcare professional:

Mark an X to show the site(s) of this infusion
Rotate your site(s) by choosing opposite sides of the body for each infusion.



■ Tick to discuss with your healthcare professional

Record any changes in the supplies or method you used for this infusion:

Medication(s) taken prior to infusion:

How you felt after your infusion:

Questions to discuss with your healthcare professional:

Remove the peel-off labels from the **HyQvia** vial(s), which have the product lot number and expiry date, and affix them here (or write the lot number and expiry date shown on the label in the spaces provided).

AFFIX LABEL HERE

Or write in the **HyQvia** lot number and expiry date:

IG lot number: _____

IG expiry date: _____

AFFIX LABEL HERE

Or write in the **HyQvia** lot number and expiry date:

IG lot number: _____

IG expiry date: _____



Human Normal Immunoglobulin (10%)
Recombinant Human Hyaluronidase

IMPORTANT MEDICAL RECORD

This logbook contains important medical information.
If found, please return to:

Call your doctor immediately if you experience any suspected side effects or symptoms.

You can also report side effects via HPRA
Pharmacovigilance at www.hpra.ie.

Alternatively, adverse events should be reported to
Takeda Products Ireland Ltd on 1800 937 970
(freephone from Ireland only) or +44(0)3333 000181
or via AE.GBR-IRL@takeda.com.

Reference:
HyQvia Summary of Product Characteristics.

Copyright © 2019 Takeda Pharmaceutical Company Limited. All rights reserved.
Takeda and the Takeda Logo are trademarks of Takeda Pharmaceutical Company Limited,
used under license.

Version Number: 2.0 Date of Approval: Oct-2024

